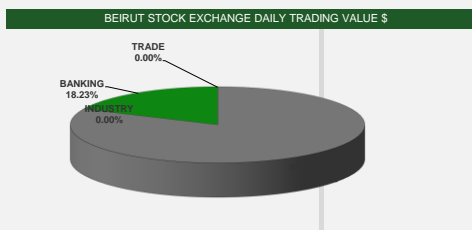
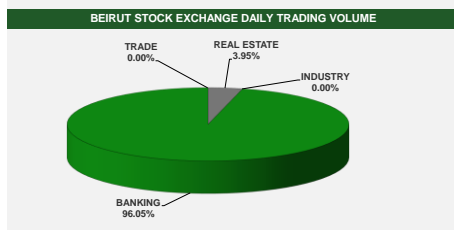


LISTED COMPANIES	LISTED SHARES	LISTED MARKET CAP.	TOTAL ORDINARY SHARES	PREFERRED SHARES	PREFERRED SHARES ISSUE PRICE	TOTAL MARKET CAP.	CUR.	TRADED VOLUME	TRADED VALUE	CLOSING PRICE	OPEN PRICE	HIGH PRICE	LOW PRICE	PREVIOUS PRICE
	(MM)	(MM \$)	(MM)	(MM)	USD	(MM \$)			USD					
SOLIDERE A	100.00	8,335.00	100.00			8,335.00	USD	3,075	256,349	83.35	83.50	83.90	81.80	81.75
SOLIDERE B	65.00	5,450.25	65.00			5,450.25	USD	1,253	105,094	83.85	83.95	84.00	80.60	82.05
BQ.LIB. POUR LE COMMERCE	71.03	66.06	214.00			199.02	USD	-	-	0.93	-	-	-	0.93
BQ.LIB. POUR LE COMMERCE PRAF. "D"	0.75	44.63		0.75		44.63	USD	-	-	59.50	-	-	-	59.50
BQ.LIB. POUR LE COMMERCE PRAF. "E"	0.26	15.68		0.26		15.68	USD	-	-	59.50	-	-	-	59.50
BANQUE AUDI	588.54	1,000.52	588.54			1,000.52	USD	-	-	1.70	-	-	-	1.70
BANQUE AUDI GDR	119.64	165.10	119.64			165.10	USD	2,000	2,760	1.38	1.38	1.38	1.38	1.38
BANQUE AUDI PREFERRED "H"	0.75	55.50		0.75	100.00	55.50	USD	-	-	74.00	-	-	-	74.00
BANQUE AUDI PREFERRED "I"	2.50	107.25		2.50	100.00	107.25	USD	-	-	42.90	-	-	-	42.90
BANQUE AUDI PREFERRED "J"	2.75	115.50		2.75	100.00	115.50	USD	-	-	42.00	-	-	-	42.00
BANK OF BEIRUT	25.56	383.40	61.00			914.96	USD	-	-	15.00	-	-	-	15.00
BANK OF BEIRUT PRIORITY	0.00	-		3.57	0.00	74.97	USD	-	-	21.00	-	-	-	21.00
BANK OF BEIRUT PREFERRED SHARES "H"	5.40	135.00		5.40	25.00	135.00	USD	-	-	25.00	-	-	-	25.00
BANK OF BEIRUT PREFERRED SHARES "I"	5.00	125.00		5.00	25.00	125.00	USD	-	-	25.00	-	-	-	25.00
BANK OF BEIRUT PREFERRED SHARES "J"	3.00	75.00		3.00	25.00	75.00	USD	-	-	25.00	-	-	-	25.00
BANK OF BEIRUT PREFERRED SHARES "K"	4.00	100.00		4.00	25.00	100.00	USD	-	-	25.00	-	-	-	25.00
BYBLOS BANK	565.52	424.14	565.52			424.14	USD	103,000	77,250	0.75	0.75	0.75	0.75	0.75
BYBLOS BANK GDR	1.31	26.18	1.31			26.18	USD	-	-	20.00	-	-	-	20.00
BYBLOS BANK PREFERRED SHARES 2008	2.00	54.00		2.00	100.00	54.00	USD	-	-	27.00	-	-	-	27.00
BYBLOS BANK PREFERRED SHARES 2009	2.00	59.98		2.00	96.00	59.98	USD	-	-	29.99	-	-	-	29.99
BEMO Bank	77.50	89.13	77.50			89.13	USD	-	-	1.15	-	-	-	1.15
BEMO PREFERRED 2013	0.35	17.50		0.35	100.00	17.50	USD	-	-	50.00	-	-	-	50.00
BLOM BANK GDR	73.90	184.00	73.90			184.00	USD	230	573	2.49	2.49	2.49	2.49	2.50
BLOM BANK	215.00	550.40	215.00			550.40	USD	-	-	2.56	-	-	-	2.56
HOLCIM Liban	19.52	899.30	19.52			899.30	USD	-	-	46.08	-	-	-	46.08
STE DES CEMENTS BLANCS N	9.00	157.50	9.00			157.50	USD	-	-	17.50	-	-	-	17.50

TOTAL EXECUTED	1,960.27	18,636.01	2,109.91	32.33	19,375.49	109,558.00	442,026.00
Official USD Closing	15,000						

LEBANESE GLOBAL DEPOSITARY RECEIPTS	SHARES MM	BID \$	ASK \$	MID PRICE \$	STOCK INDEX	VALUE	PREVIOUS VALUE	% OF CHANGE
BLOM BANK	73.90	record could not be found	record could not be found	record could not be found	MARKET VALUE WEIGHTED INDEX	4108.83	3946.03	4.13%
BYBLOS BANK	1.31	record could not be found	record could not be found	record could not be found	NUMBER OF TRANSACTIONS	20		
AUDI BANK	116.24	record could not be found	record could not be found	record could not be found				



Disclaimer: The Capital Markets Authority (CMA) publishes reports for general information purposes only. However, under no circumstances the CMA will accept any responsibility or liability in connection with the use of the information provided in these reports or on this website.
(Source: Thomson Reuters Eikon)

MATURITY	CURRENCY	ISSUED AMOUNT (MM)	OUTSTANDING AMOUNT (MM)	COUPON	ISSUE P.	BIDS	ASK\$	MID. P	YIELD	SPREAD 3 MONTH US TREASURY	DURATION	CONVEXITY
Lebanon / 9-03-2020	USD	1,200.00	1,200.00	6.375	100.000							
Lebanon / 12-04-2020	USD	700.00	700.00	5.800	100.000							
Lebanon / 19-06-2020	USD	600.00	600.00	6.150	100.000	5.750	6.750	5.750	134414.203	0.000	0.000	0.000
Lebanon / 12-04-2021	USD	2,092.47	2,092.47	8.250	100.000	5.750	6.750	5.750	291272.719	0.000	0.000	0.000
Lebanon / 27-05-2022	USD	500.00	500.00	6.250	100.000	5.750	6.750	5.750	364000.000	0.000	0.000	0.000
Lebanon / 04-10-2022	USD	1,540.00	1,540.00	6.100	100.000	5.750	6.750	5.750	590086.938	0.000	0.000	0.000
Lebanon / 27-01-2023	USD	1,100.00	1,100.00	6.000	100.000	5.750	6.750	5.750	540000.000	0.000	0.000	0.000
Lebanon / 26-05-2023	USD	500.00	500.00	6.400	100.000	5.750	6.750	5.750	295043.469	306749.980	0.000	0.000
Lebanon / 22-04-2024	USD	700.00	700.00	6.650	100.000	5.750	6.750	5.750	758.738	778.451	0.199	0.060
Lebanon / 04-11-2024	USD	500.00	538.47	6.250	100.000	5.750	6.750	5.750	337.497	332.893	0.553	0.412
Lebanon / 03-12-2024	USD	250.00	250.00	7.000	100.000	5.750	6.750	5.750	310.148	305.122	0.614	0.501
Lebanon / 26-02-2025	USD	800.00	800.00	6.200	100.000	5.750	6.750	5.750	251.117	245.862	0.797	0.816
Lebanon / 12-06-2025	USD	800.00	800.00	6.250	100.000	5.750	6.750	5.750	201.375	196.822	1.043	1.350
Lebanon / 27-11-2026	USD	1,600.00	1,600.00	6.600	100.000	5.750	6.750	5.750	100.469	96.540	2.363	6.380
Lebanon / 23-03-2027	USD	1,250.00	1,250.00	6.850	100.000	5.750	6.750	5.750	90.355	86.398	2.667	8.044
Lebanon / 29-11-2027	USD	1,000.00	1,000.00	6.750	100.000	5.750	6.750	5.750	74.423	70.714	3.320	12.250
Lebanon / 20-03-2028	USD	500.00	893.20	6.650	100.000	5.750	6.750	5.750	60.014	56.287	4.218	19.425
Lebanon / 03-11-2028	USD	700.00	1,700.00	7.000	100.000	5.750	6.750	5.750	68.928	65.198	3.617	14.440
Lebanon / 25-05-2029	USD	1,000.00	1,000.00	6.850	100.000	5.750	6.750	5.750	53.713	50.016	4.765	24.600
Lebanon / 27-11-2029	USD	1,500.00	1,500.00	11.500	100.000	5.750	6.750	5.750	49.088	45.372	5.260	29.790
Lebanon / 26-02-2030	USD	1,400.00	1,400.00	6.650	100.000	5.750	6.750	5.750	47.076	42.646	5.502	32.516
Lebanon / 22-04-2031	USD	300.00	300.00	7.000	100.000	5.750	6.750	5.750	39.564	35.858	6.640	46.870
Lebanon / 20-11-2031	USD	1,000.00	2,500.00	7.150	100.000	5.750	6.750	5.750	36.639	32.971	7.210	55.040
Lebanon / 23-03-2032	USD	1,000.00	1,000.00	7.000	100.000	4.750	6.350	4.750	37.661	33.999	7.497	59.388
Lebanon / 17-05-2033	USD	1,500.00	1,500.00	8.200	100.000	5.750	6.750	5.750	30.764	27.097	8.686	79.230
Lebanon / 17-05-2034	USD	1,500.00	1,500.00	8.250	100.000	5.750	6.750	5.750	27.776	24.110	9.678	97.930
Lebanon / 02-11-2035	USD	600.00	600.00	7.050	100.000	5.750	6.750	5.750	24.330	20.219	11.127	128.788
Lebanon / 27-07-2035	USD	1,500.00	1,500.00	12.000	100.000	5.750	6.750	5.750	24.889	21.220	10.865	122.890
Lebanon / 23-03-2037	USD	750.00	750.00	7.250	100.000	5.750	6.750	5.750	21.753	18.087	12.512	162.196
TOTAL PUBLIC SECTOR EUROBONDS		28,382.469	31,314.13									

BDL EURO CDS												
MATURITY	SIZE MM	TYPE	COUPON	Issue P.	BID \$	Ask \$	MID. P	YIELD	SPREAD	DURATION	CONVEXITY	
Not Available												

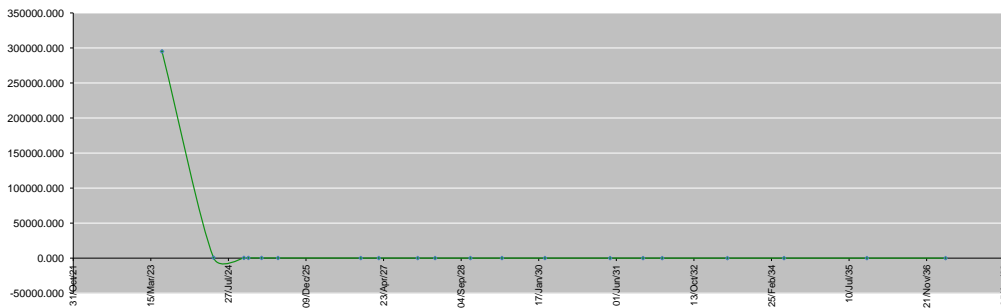
LEBANESE PRIVATE SECTOR DEBT												
MATURITY	SIZE MM	TYPE	COUPON	Issue P.	BID \$	Ask \$	MID. P	YIELD	SPREAD	DURATION	CONVEXITY	
Bank Audi S.A.L/16-10-2023	USD 350	Bond	6.75	100	42.50	44.50	42.50	114.57	125.36	0.70	0.64	

World Yields in Native Terms	O/N	3 Months	6 Months	9 Months	1 Year	2 Years	3 Years	5 Years	7 Years	10 Years	30 Years
EUR	-	2.91	3.08	3.15	3.12	2.80	2.58	2.41	2.34	2.42	2.59
U.S.A	-	5.40	5.37	--	5.05	4.25	3.93	3.71	3.70	3.66	3.92
U.K	-	4.58	4.79	--	4.40	3.98	3.95	3.83	3.86	3.99	4.41
Japan	-	-0.15	-0.18	-0.13	-0.12	-0.06	-0.03	0.10	0.21	0.39	1.22

Libor	USD	EUR	JPY	GBP
1 Months	5.14	0.00	0.00	0.00
2 Months	0.00	0.00	0.00	0.00
3 Months	5.39	0.00	0.00	4.73
6 Months	5.47	0.00	0.00	0.00
1 Year	5.44	0.00	0.00	0.00

Spot Rates	Bid	Ask
Lebanese Pound	15000.00	15020.00
Euro	1.08	1.0826
British Sterling Pound	1.25	1.2454
Japanese Yen	137.92	137.9500
Gold	1978.47	1979.07

Lebanese Republic USD Eurobonds Yield Curve



Disclaimer: The Capital Markets Authority (CMA) publishes reports for general information purposes only. However, under no circumstances the CMA will accept any responsibility or liability in connection with the use of the information provided in these reports or on this website.
(Source: Thomson Reuters Eikon)

Contact us by email: research@cma.gov.lb