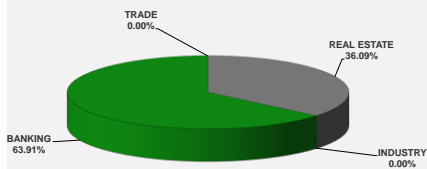


LISTED COMPANIES	LISTED SHARES	LISTED MARKET CAP.	TOTAL ORDINARY SHARES	PREFERRED SHARES	PREFERRED SHARES ISSUE PRICE	TOTAL MARKET CAP.	CUR.	TRADED VOLUME	TRADED VALUE	CLOSING PRICE	OPEN PRICE	HIGH PRICE	LOW PRICE	PREVIOUS PRICE
	(MM)	(MM \$)	(MM)	(MM)	USD	(MM \$)								
SOLIDERE A	100.00	8,420.00	100.00			8,420.00	USD	1,694	142,664	84.20	82.05	84.70	82.05	83.80
SOLIDERE B	65.00	5,599.75	65.00			5,599.75	USD	-	-	86.15	-	-	-	86.15
BQ.LIB. POUR LE COMMERCE	71.03	66.06	214.00			199.02	USD	-	-	0.93	-	-	-	0.93
BQ.LIB. POUR LE COMMERCE PRAF. "D"	0.75	44.63		0.75		44.63	USD	-	-	59.50	-	-	-	59.50
BQ.LIB. POUR LE COMMERCE PRAF. "E"	0.26	15.68		0.26		15.68	USD	-	-	59.50	-	-	-	59.50
BANQUE AUDI	588.54	1,147.65	588.54			1,147.65	USD	3,000	5,850	1.95	1.95	1.95	1.95	1.70
BANQUE AUDI GDR	119.64	165.10	119.64			165.10	USD	-	-	1.38	-	-	-	1.38
BANQUE AUDI PREFERRED "H"	0.75	55.50		0.75	100.00	55.50	USD	-	-	74.00	-	-	-	74.00
BANQUE AUDI PREFERRED "I"	2.50	107.25		2.50	100.00	107.25	USD	-	-	42.90	-	-	-	42.90
BANQUE AUDI PREFERRED "J"	2.75	115.50		2.75	100.00	115.50	USD	-	-	42.00	-	-	-	42.00
BANK OF BEIRUT	25.56	383.40	61.00			914.96	USD	-	-	15.00	-	-	-	15.00
BANK OF BEIRUT PRIORITY	0.00	-		3.57	0.00	74.97	USD	-	-	21.00	-	-	-	21.00
BANK OF BEIRUT PREFERRED SHARES "H"	5.40	135.00		5.40	25.00	135.00	USD	-	-	25.00	-	-	-	25.00
BANK OF BEIRUT PREFERRED SHARES "I"	5.00	125.00		5.00	25.00	125.00	USD	-	-	25.00	-	-	-	25.00
BANK OF BEIRUT PREFERRED SHARES "J"	3.00	75.00		3.00	25.00	75.00	USD	-	-	25.00	-	-	-	25.00
BANK OF BEIRUT PREFERRED SHARES "K"	4.00	100.00		4.00	25.00	100.00	USD	-	-	25.00	-	-	-	25.00
BYBLOS BANK	565.52	424.14	565.52			424.14	USD	-	-	0.75	-	-	-	0.75
BYBLOS BANK GDR	1.31	26.18	1.31			26.18	USD	-	-	20.00	-	-	-	20.00
BYBLOS BANK PREFERRED SHARES 2008	2.00	54.00		2.00	100.00	54.00	USD	-	-	27.00	-	-	-	27.00
BYBLOS BANK PREFERRED SHARES 2009	2.00	59.98		2.00	96.00	59.98	USD	-	-	29.99	-	-	-	29.99
BEMO Bank	77.50	89.13	77.50			89.13	USD	-	-	1.15	-	-	-	1.15
BEMO PREFERRED 2013	0.35	17.50		0.35	100.00	17.50	USD	-	-	50.00	-	-	-	50.00
BLOM BANK GDR	73.90	184.00	73.90			184.00	USD	-	-	2.49	-	-	-	2.49
BLOM BANK	215.00	550.40	215.00			550.40	USD	-	-	2.56	-	-	-	2.56
HOLCIM Liban	19.52	899.30	19.52			899.30	USD	-	-	46.08	-	-	-	46.08
STE DES CIMENTS BLANCS N	9.00	157.50	9.00			157.50	USD	-	-	17.50	-	-	-	17.50

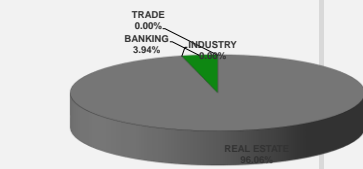
TOTAL EXECUTED	1,960.27	19,017.64	2,109.91	32.33	19,757.13	4,694.00	148,514.00
Official USD Closing	15,000						

LEBANESE GLOBAL DEPOSITORY RECEIPTS	SHARES MM	BID \$	ASK \$	MID PRICE \$	STOCK INDEX	VALUE	PREVIOUS VALUE	% OF CHANGE
BLOM BANK	73.90	record could not be found	record could not be found	record could not be found	MARKET VALUE WEIGHTED INDEX	4249.90	4225.83	0.57%
BYBLOS BANK	1.31	record could not be found	record could not be found	record could not be found	NUMBER OF TRANSACTIONS	6		
AUDI BANK	116.24	record could not be found	record could not be found	record could not be found				

BEIRUT STOCK EXCHANGE DAILY TRADING VOLUME



BEIRUT STOCK EXCHANGE DAILY TRADING VALUE \$



Disclaimer: The Capital Markets Authority (CMA) publishes reports for general information purposes only. However, under no circumstances the CMA will accept any responsibility or liability in connection with the use of the information provided in these reports or on this website.
(Source: Thomson Reuters Eikon)

MATURITY	CURRENCY	ISSUED AMOUNT (MM)	OUTSTANDING AMOUNT (MM)	COUPON	ISSUE P.	BIDS	ASK\$	MID. P	YIELD	SPREAD 3 MONTH US TREASURY	DURATION	CONVEXITY
Lebanon / 9-03-2020	USD	1,200.00	1,200.00	6.375	100.000							
Lebanon / 12-04-2020	USD	700.00	700.00	5.800	100.000							
Lebanon / 19-06-2020	USD	600.00	600.00	6.150	100.000	5.750	6.750	5.750	134414.203	0.000	0.000	0.000
Lebanon / 12-04-2021	USD	2,092.47	2,092.47	8.250	100.000	5.750	6.750	5.750	291272.719	0.000	0.000	0.000
Lebanon / 27-05-2022	USD	500.00	500.00	6.250	100.000	5.750	6.750	5.750	364000.000	0.000	0.000	0.000
Lebanon / 04-10-2022	USD	1,540.00	1,540.00	6.100	100.000	5.750	6.750	5.750	590086.938	0.000	0.000	0.000
Lebanon / 27-01-2023	USD	1,100.00	1,100.00	6.000	100.000	5.750	6.750	5.750	540000.000	0.000	0.000	0.000
Lebanon / 26-05-2023	USD	500.00	500.00	6.400	100.000	5.750	6.750	5.750	590086.938	0.000	0.000	0.000
Lebanon / 22-04-2024	USD	700.00	700.00	6.650	100.000	5.875	6.875	5.875	775.354	783.317	0.192	0.060
Lebanon / 04-11-2024	USD	500.00	538.47	6.250	100.000	5.750	6.750	5.750	343.735	338.663	0.541	0.395
Lebanon / 03-12-2024	USD	250.00	250.00	7.000	100.000	5.250	6.250	5.250	331.235	325.786	0.585	0.456
Lebanon / 26-02-2025	USD	800.00	800.00	6.200	100.000	5.750	6.750	5.750	254.648	248.995	0.784	0.790
Lebanon / 12-06-2025	USD	800.00	800.00	6.250	100.000	5.750	6.750	5.750	203.673	198.805	1.028	1.320
Lebanon / 27-11-2026	USD	1,600.00	1,600.00	6.600	100.000	5.750	6.750	5.750	101.053	96.832	2.348	6.300
Lebanon / 23-03-2027	USD	1,250.00	1,250.00	6.850	100.000	5.750	6.750	5.750	90.829	86.576	2.652	7.953
Lebanon / 29-11-2027	USD	1,000.00	1,000.00	6.750	100.000	5.750	6.750	5.750	74.745	70.826	3.304	12.130
Lebanon / 20-03-2028	USD	500.00	893.20	6.650	100.000	5.750	6.750	5.750	60.223	56.285	4.202	19.281
Lebanon / 03-11-2028	USD	700.00	1,700.00	7.000	100.000	5.750	6.750	5.750	69.204	65.261	3.601	14.320
Lebanon / 25-05-2029	USD	1,000.00	1,000.00	6.850	100.000	5.750	6.750	5.750	53.881	49.995	4.749	24.430
Lebanon / 27-11-2029	USD	1,500.00	1,500.00	11.500	100.000	5.750	6.750	5.750	49.208	45.323	5.243	29.610
Lebanon / 26-02-2030	USD	1,400.00	1,400.00	6.650	100.000	5.750	6.750	5.750	47.205	42.420	5.486	32.328
Lebanon / 22-04-2031	USD	300.00	300.00	7.000	100.000	5.750	6.750	5.750	39.655	35.762	6.623	46.640
Lebanon / 20-11-2031	USD	1,000.00	2,500.00	7.150	100.000	5.750	6.750	5.750	36.717	32.891	7.193	54.800
Lebanon / 23-03-2032	USD	1,000.00	1,000.00	7.000	100.000	4.950	6.180	4.950	37.183	33.404	7.482	59.151
Lebanon / 17-05-2033	USD	1,500.00	1,500.00	8.200	100.000	5.750	6.750	5.750	30.810	26.984	8.672	78.980
Lebanon / 17-05-2034	USD	1,500.00	1,500.00	8.250	100.000	5.625	6.625	5.625	28.050	24.225	9.653	97.430
Lebanon / 02-11-2035	USD	600.00	600.00	7.050	100.000	5.750	6.750	5.750	24.364	20.192	11.111	128.412
Lebanon / 27-07-2035	USD	1,500.00	1,500.00	12.000	100.000	5.750	6.750	5.750	24.925	21.098	10.848	122.520
Lebanon / 23-03-2037	USD	750.00	750.00	7.250	100.000	5.750	6.750	5.750	21.781	18.027	12.495	161.773
TOTAL PUBLIC SECTOR EUROBONDS		28,382.469	31,314.13									

BDL EURO CDS												
MATURITY	SIZE MM	TYPE	COUPON	Issue P.	BID \$	Ask \$	MID. P	YIELD	SPREAD	DURATION	CONVEXITY	
Not Available												

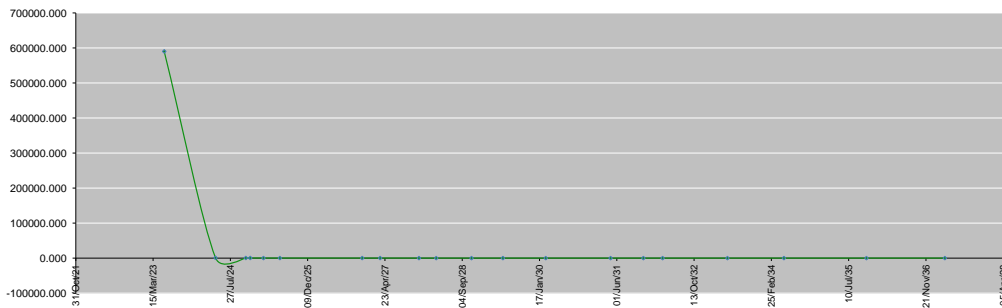
LEBANESE PRIVATE SECTOR DEBT												
MATURITY	SIZE MM	TYPE	COUPON	Issue P.	BID \$	Ask \$	MID. P	YIELD	SPREAD	DURATION	CONVEXITY	
Bank Audi S.A.L/16-10-2023	USD 350	Bond	6.75	100	42.50	44.50	42.50	114.57	125.36	0.70	0.64	

World Yields in Native Terms	O/N	3 Months	6 Months	9 Months	1 Year	2 Years	3 Years	5 Years	7 Years	10 Years	30 Years
EUR	-	2.96	3.18	3.23	3.24	2.90	2.68	2.49	2.41	2.50	2.65
U.S.A	-	5.40	5.43	--	5.20	4.49	4.17	3.87	3.83	3.78	3.97
U.K	-	4.71	5.03	--	4.87	4.49	4.45	4.27	4.22	4.32	4.63
Japan	-	-0.16	-0.14	-0.14	-0.12	-0.06	-0.04	0.11	0.23	0.42	1.25

Libor	USD	EUR	JPY	GBP
1 Months	5.14	0.00	0.00	0.00
2 Months	0.00	0.00	0.00	0.00
3 Months	5.42	0.00	0.00	4.84
6 Months	5.53	0.00	0.00	0.00
1 Year	5.53	0.00	0.00	0.00

Spot Rates	Bid	Ask
Lebanese Pound	15000.00	15020.00
Euro	1.07	1.0748
British Sterling Pound	1.24	1.2379
Japanese Yen	139.68	139.6900
Gold	1952.27	1952.95

Lebanese Republic USD Eurobonds Yield Curve



Disclaimer: The Capital Markets Authority (CMA) publishes reports for general information purposes only. However, under no circumstances the CMA will accept any responsibility or liability in connection with the use of the information provided in these reports or on this website.
(Source: Thomson Reuters Eikon)

Contact us by email: research@cma.gov.lb