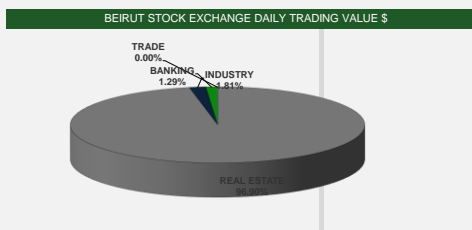
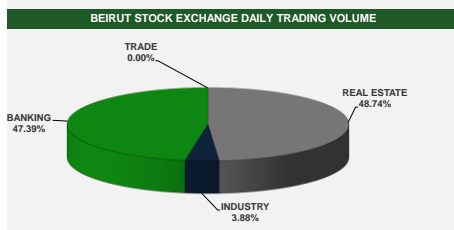


LISTED COMPANIES	LISTED SHARES	LISTED MARKET CAP.	TOTAL ORDINARY SHARES	PREFERRED SHARES	PREFERRED SHARES ISSUE PRICE	TOTAL MARKET CAP.	CUR.	TRADED VOLUME	TRADED VALUE	CLOSING PRICE	OPEN PRICE	HIGH PRICE	LOW PRICE	PREVIOUS PRICE
	(MM)	(MM \$)	(MM)	(MM)	USD	(MM \$)			USD					
SOLIDERE A	100.00	8,410.00	100.00			8,410.00	USD	1,671	140,492	84.10	84.00	84.75	84.00	84.20
SOLIDERE B	65.00	5,603.00	65.00			5,603.00	USD	4,610	393,450	86.20	83.50	86.55	83.05	86.15
BQ.LIB. POUR LE COMMERCE	71.03	66.06	214.00			199.02	USD	-	-	0.93	-	-	-	0.93
BQ.LIB. POUR LE COMMERCE PRAF. "D"	0.75	44.63		0.75		44.63	USD	-	-	59.50	-	-	-	59.50
BQ.LIB. POUR LE COMMERCE PRAF. "E"	0.26	15.68		0.26		15.68	USD	-	-	59.50	-	-	-	59.50
BANQUE AUDI	588.54	1,147.65	588.54			1,147.65	USD	-	-	1.95	-	-	-	1.95
BANQUE AUDI GDR	119.64	163.91	119.64			163.91	USD	4,200	5,754	1.37	1.37	1.37	1.37	1.38
BANQUE AUDI PREFERRED "H"	0.75	55.50		0.75	100.00	55.50	USD	-	-	74.00	-	-	-	74.00
BANQUE AUDI PREFERRED "I"	2.50	107.25		2.50	100.00	107.25	USD	-	-	42.90	-	-	-	42.90
BANQUE AUDI PREFERRED "J"	2.75	115.50		2.75	100.00	115.50	USD	-	-	42.00	-	-	-	42.00
BANK OF BEIRUT	25.56	383.40	61.00			914.96	USD	-	-	15.00	-	-	-	15.00
BANK OF BEIRUT PRIORITY	0.00	-		3.57	0.00	74.97	USD	-	-	21.00	-	-	-	21.00
BANK OF BEIRUT PREFERRED SHARES "H"	5.40	135.00		5.40	25.00	135.00	USD	-	-	25.00	-	-	-	25.00
BANK OF BEIRUT PREFERRED SHARES "I"	5.00	125.00		5.00	25.00	125.00	USD	-	-	25.00	-	-	-	25.00
BANK OF BEIRUT PREFERRED SHARES "J"	3.00	75.00		3.00	25.00	75.00	USD	-	-	25.00	-	-	-	25.00
BANK OF BEIRUT PREFERRED SHARES "K"	4.00	100.00		4.00	25.00	100.00	USD	-	-	25.00	-	-	-	25.00
BYBLOS BANK	565.52	395.86	565.52			395.86	USD	1,907	1,335	0.70	0.70	0.70	0.70	0.75
BYBLOS BANK GDR	1.31	26.18	1.31			26.18	USD	-	-	20.00	-	-	-	20.00
BYBLOS BANK PREFERRED SHARES 2008	2.00	54.00		2.00	100.00	54.00	USD	-	-	27.00	-	-	-	27.00
BYBLOS BANK PREFERRED SHARES 2009	2.00	59.98		2.00	96.00	59.98	USD	-	-	29.99	-	-	-	29.99
BEMO Bank	77.50	89.13	77.50			89.13	USD	-	-	1.15	-	-	-	1.15
BEMO PREFERRED 2013	0.35	17.50		0.35	100.00	17.50	USD	-	-	50.00	-	-	-	50.00
BLOM BANK GDR	73.90	184.00	73.90			184.00	USD	-	-	2.49	-	-	-	2.49
BLOM BANK	215.00	550.40	215.00			550.40	USD	-	-	2.56	-	-	-	2.56
HOLCIM Liban	19.52	899.30	19.52			899.30	USD	-	-	46.08	-	-	-	46.08
STE DES CEMENTS BLANCS N	9.00	180.00	9.00			180.00	USD	500	10,000	20.00	20.00	20.00	20.00	17.50

<b>TOTAL EXECUTED</b>	<b>1,960.27</b>	<b>19,003.92</b>	<b>2,109.91</b>	<b>32.33</b>	<b>19,743.40</b>	<b>12,888.00</b>	<b>551,031.00</b>
Official USD Closing	15,000						

LEBANESE GLOBAL DEPOSITARY RECEIPTS	SHARES MM	BID \$	ASK \$	MID PRICE \$	STOCK INDEX	VALUE	PREVIOUS VALUE	% OF CHANGE
BLOM BANK	73.90	record could not be found	record could not be found	record could not be found	MARKET VALUE WEIGHTED INDEX	4246.19	4249.90	-0.09%
BYBLOS BANK	1.31	record could not be found	record could not be found	record could not be found	NUMBER OF TRANSACTIONS	16		
AUDI BANK	116.24	record could not be found	record could not be found	record could not be found				



Disclaimer: The Capital Markets Authority (CMA) publishes reports for general information purposes only. However, under no circumstances the CMA will accept any responsibility or liability in connection with the use of the information provided in these reports or on this website.  
(Source: Thomson Reuters Eikon)

MATURITY	CURRENCY	ISSUED AMOUNT (MM)	OUTSTANDING AMOUNT (MM)	COUPON	ISSUE P.	BIDS	ASK\$	MID. P	YIELD	SPREAD 3 MONTH US TREASURY	DURATION	CONVEXITY
Lebanon / 9-03-2020	USD	1,200.00	1,200.00	6.375	100.000							
Lebanon / 12-04-2020	USD	700.00	700.00	5.800	100.000							
Lebanon / 19-06-2020	USD	600.00	600.00	6.150	100.000	5.875	6.875	5.875	134414.203	0.000	0.000	0.000
Lebanon / 12-04-2021	USD	2,092.47	2,092.47	8.250	100.000	5.875	6.875	5.875	291272.719	0.000	0.000	0.000
Lebanon / 27-05-2022	USD	500.00	500.00	6.250	100.000	5.875	6.875	5.875	364000.000	0.000	0.000	0.000
Lebanon / 04-10-2022	USD	1,540.00	1,540.00	6.100	100.000	5.875	6.875	5.875	590086.938	0.000	0.000	0.000
Lebanon / 27-01-2023	USD	1,100.00	1,100.00	6.000	100.000	5.875	6.875	5.875	540000.000	0.000	0.000	0.000
Lebanon / 26-05-2023	USD	500.00	500.00	6.400	100.000	5.875	6.875	5.875	590086.938	0.000	0.000	0.000
Lebanon / 22-04-2024	USD	700.00	700.00	6.650	100.000	5.875	6.875	5.875	775.354	786.161	0.192	0.060
Lebanon / 04-11-2024	USD	500.00	538.47	6.250	100.000	5.875	6.875	5.875	339.656	335.568	0.544	0.400
Lebanon / 03-12-2024	USD	250.00	250.00	7.000	100.000	5.875	6.875	5.875	311.792	307.253	0.606	0.488
Lebanon / 26-02-2025	USD	800.00	800.00	6.200	100.000	5.875	6.875	5.875	251.845	246.750	0.788	0.799
Lebanon / 12-06-2025	USD	800.00	800.00	6.250	100.000	5.875	6.875	5.875	201.544	197.026	1.033	1.330
Lebanon / 27-11-2026	USD	1,600.00	1,600.00	6.600	100.000	5.875	6.875	5.875	100.127	95.970	2.354	6.336
Lebanon / 23-03-2027	USD	1,250.00	1,250.00	6.850	100.000	5.875	6.875	5.875	90.010	85.803	2.658	7.994
Lebanon / 29-11-2027	USD	1,000.00	1,000.00	6.750	100.000	5.875	6.875	5.875	74.089	70.202	3.312	12.190
Lebanon / 20-03-2028	USD	500.00	893.20	6.650	100.000	5.875	6.875	5.875	59.708	55.784	4.209	19.352
Lebanon / 03-11-2028	USD	700.00	1,700.00	7.000	100.000	5.875	6.875	5.875	68.603	64.685	3.609	14.380
Lebanon / 25-05-2029	USD	1,000.00	1,000.00	6.850	100.000	5.875	6.875	5.875	53.426	49.512	4.756	24.510
Lebanon / 27-11-2029	USD	1,500.00	1,500.00	11.500	100.000	5.875	6.875	5.875	48.796	44.939	5.251	29.700
Lebanon / 26-02-2030	USD	1,400.00	1,400.00	6.650	100.000	5.875	6.875	5.875	46.811	42.010	5.494	32.423
Lebanon / 22-04-2031	USD	300.00	300.00	7.000	100.000	5.875	6.875	5.875	39.329	35.456	6.631	46.760
Lebanon / 20-11-2031	USD	1,000.00	2,500.00	7.150	100.000	5.875	6.875	5.875	36.417	32.548	7.202	54.930
Lebanon / 23-03-2032	USD	1,000.00	1,000.00	7.000	100.000	4.960	7.950	4.960	37.156	33.352	7.545	60.155
Lebanon / 17-05-2033	USD	1,500.00	1,500.00	8.200	100.000	5.875	6.875	5.875	30.570	26.766	8.678	79.090
Lebanon / 17-05-2034	USD	1,500.00	1,500.00	8.250	100.000	5.875	6.875	5.875	27.598	23.793	9.670	97.780
Lebanon / 02-11-2035	USD	600.00	600.00	7.050	100.000	5.875	6.875	5.875	24.170	19.982	11.119	128.616
Lebanon / 27-07-2035	USD	1,500.00	1,500.00	12.000	100.000	5.875	6.875	5.875	24.726	20.918	10.857	122.720
Lebanon / 23-03-2037	USD	750.00	750.00	7.250	100.000	5.875	6.875	5.875	21.608	17.801	12.504	162.005
<b>TOTAL PUBLIC SECTOR EUROBONDS</b>		<b>28,382.469</b>	<b>31,314.13</b>									

BDL EURO CDS												
MATURITY	SIZE MM	TYPE	COUPON	Issue P.	BID \$	Ask \$	MID. P	YIELD	SPREAD	DURATION	CONVEXITY	
Not Available												

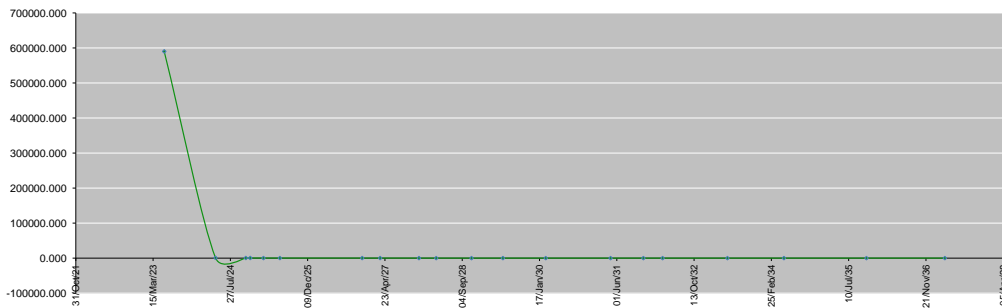
LEBANESE PRIVATE SECTOR DEBT												
MATURITY	SIZE MM	TYPE	COUPON	Issue P.	BID \$	Ask \$	MID. P	YIELD	SPREAD	DURATION	CONVEXITY	
Bank Audi S.A.L/16-10-2023	USD 350	Bond	6.75	100	42.50	44.50	42.50	114.57	125.36	0.70	0.64	

World Yields in Native Terms	O/N	3 Months	6 Months	9 Months	1 Year	2 Years	3 Years	5 Years	7 Years	10 Years	30 Years
EUR	-	2.91	3.11	3.25	3.22	2.92	2.70	2.47	2.37	2.44	2.57
U.S.A	-	5.30	5.42	--	5.27	4.57	4.25	3.94	3.88	3.81	3.97
U.K	-	4.78	5.07	--	4.89	4.51	4.53	4.30	4.26	4.33	4.64
Japan	-	-0.17	-0.18	-0.13	-0.12	-0.06	-0.04	0.11	0.24	0.44	1.27

Libor	USD	EUR	JPY	GBP
1 Months	5.15	0.00	0.00	0.00
2 Months	0.00	0.00	0.00	0.00
3 Months	5.48	0.00	0.00	4.89
6 Months	5.58	0.00	0.00	0.00
1 Year	5.66	0.00	0.00	0.00

Spot Rates	Bid	Ask
Lebanese Pound	15000.00	15020.00
Euro	1.07	1.0717
British Sterling Pound	1.23	1.2346
Japanese Yen	140.25	140.2800
Gold	1945.26	1945.75

Lebanese Republic USD Eurobonds Yield Curve



Disclaimer: The Capital Markets Authority (CMA) publishes reports for general information purposes only. However, under no circumstances the CMA will accept any responsibility or liability in connection with the use of the information provided in these reports or on this website.  
(Source: Thomson Reuters Eikon)

Contact us by email: [research@cma.gov.lb](mailto:research@cma.gov.lb)