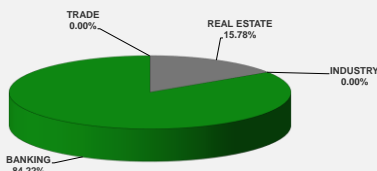


LISTED COMPANIES	LISTED SHARES	LISTED MARKET CAP.	TOTAL ORDINARY SHARES	PREFERRED SHARES	PREFERRED SHARES ISSUE PRICE	TOTAL MARKET CAP.	CUR.	TRADED VOLUME	TRADED VALUE	CLOSING PRICE	OPEN PRICE	HIGH PRICE	LOW PRICE	PREVIOUS PRICE
	(MM)	(MM \$)	(MM)	(MM)	USD	(MM \$)								
SOLIDERE A	100.00	8,335.00	100.00			8,335.00	USD	3,335	278,620	83.35	85.00	85.00	81.45	85.45
SOLIDERE B	65.00	5,307.25	65.00			5,307.25	USD	5,000	408,229	81.65	82.45	82.45	81.20	85.05
BQ.LIB. POUR LE COMMERCE	71.03	66.06	214.00			199.02	USD	-	-	0.93	-	-	-	0.93
BQ.LIB. POUR LE COMMERCE PRAF. "D"	0.75	44.63		0.75		44.63	USD	-	-	59.50	-	-	-	59.50
BQ.LIB. POUR LE COMMERCE PRAF. "E"	0.26	15.68		0.26		15.68	USD	-	-	59.50	-	-	-	59.50
BANQUE AUDI	588.54	882.81	588.54			882.81	USD	-	-	1.50	-	-	-	1.50
BANQUE AUDI GDR	119.64	165.10	119.64			165.10	USD	-	-	1.38	-	-	-	1.38
BANQUE AUDI PREFERRED "H"	0.75	55.50		0.75	100.00	55.50	USD	-	-	74.00	-	-	-	74.00
BANQUE AUDI PREFERRED "I"	2.50	107.25		2.50	100.00	107.25	USD	-	-	42.90	-	-	-	42.90
BANQUE AUDI PREFERRED "J"	2.75	115.50		2.75	100.00	115.50	USD	-	-	42.00	-	-	-	42.00
BANK OF BEIRUT	25.56	383.40	61.00			914.96	USD	-	-	15.00	-	-	-	15.00
BANK OF BEIRUT PRIORITY	0.00	-		3.57	0.00	74.97	USD	-	-	21.00	-	-	-	21.00
BANK OF BEIRUT PREFERRED SHARES "H"	5.40	135.00		5.40	25.00	135.00	USD	-	-	25.00	-	-	-	25.00
BANK OF BEIRUT PREFERRED SHARES "I"	5.00	125.00		5.00	25.00	125.00	USD	-	-	25.00	-	-	-	25.00
BANK OF BEIRUT PREFERRED SHARES "J"	3.00	75.00		3.00	25.00	75.00	USD	-	-	25.00	-	-	-	25.00
BANK OF BEIRUT PREFERRED SHARES "K"	4.00	100.00		4.00	25.00	100.00	USD	-	-	25.00	-	-	-	25.00
BYBLOS BANK	565.52	395.86	565.52			395.86	USD	44,500	31,150	0.70	0.70	0.70	0.70	0.70
BYBLOS BANK GDR	1.31	26.18	1.31			26.18	USD	-	-	20.00	-	-	-	20.00
BYBLOS BANK PREFERRED SHARES 2008	2.00	54.00		2.00	100.00	54.00	USD	-	-	27.00	-	-	-	27.00
BYBLOS BANK PREFERRED SHARES 2009	2.00	75.96		2.00	96.00	75.96	USD	-	-	37.98	-	-	-	37.98
BEMO Bank	77.50	96.88	77.50			96.88	USD	-	-	1.25	-	-	-	1.25
BEMO PREFERRED 2013	0.35	17.50		0.35	100.00	17.50	USD	-	-	50.00	-	-	-	50.00
BLOM BANK GDR	73.90	184.74	73.90			184.74	USD	-	-	2.50	-	-	-	2.50
BLOM BANK	215.00	548.25	215.00			548.25	USD	-	-	2.55	-	-	-	2.55
HOLCIM Liban	19.52	899.30	19.52			899.30	USD	-	-	46.08	-	-	-	46.08
STE DES CEMENTS BLANCS N	9.00	157.50	9.00			157.50	USD	-	-	17.50	-	-	-	17.50

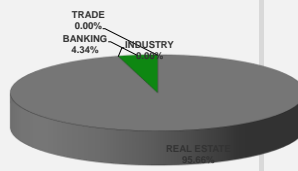
<b>TOTAL EXECUTED</b>	<b>1,960.27</b>	<b>18,369.34</b>	<b>2,109.91</b>	<b>32.33</b>	<b>19,108.83</b>	<b>52,835.00</b>	<b>717,999.00</b>
Official USD Closing	15,000						

LEBANESE GLOBAL DEPOSITARY RECEIPTS	SHARES MM	BID \$	ASK \$	MID PRICE \$	STOCK INDEX	VALUE	PREVIOUS VALUE	% OF CHANGE
BLOM BANK	73.90	record could not be found	record could not be found	record could not be found	MARKET VALUE WEIGHTED INDEX	4025.00	4281.80	-6.00%
BYBLOS BANK	1.31	record could not be found	record could not be found	record could not be found	NUMBER OF TRANSACTIONS	12		
AUDI BANK	116.24	record could not be found	record could not be found	record could not be found				

BEIRUT STOCK EXCHANGE DAILY TRADING VOLUME



BEIRUT STOCK EXCHANGE DAILY TRADING VALUE \$



Disclaimer: The Capital Markets Authority (CMA) publishes reports for general information purposes only. However, under no circumstances the CMA will accept any responsibility or liability in connection with the use of the information provided in these reports or on this website.  
(Source: Thomson Reuters Eikon)

MATURITY	CURRENCY	ISSUED AMOUNT (MM)	OUTSTANDING AMOUNT (MM)	COUPON	ISSUE P.	BIDS	ASK\$	MID. P	YIELD	SPREAD 3 MONTH US TREASURY	DURATION	CONVEXITY
Lebanon / 9-03-2020	USD	1,200.00	1,200.00	6.375	100.000							
Lebanon / 12-04-2020	USD	700.00	700.00	5.800	100.000							
Lebanon / 19-06-2020	USD	600.00	600.00	6.150	100.000	5.875	6.875	5.875	134414.203	0.000	0.000	0.000
Lebanon / 12-04-2021	USD	2,092.47	2,092.47	8.250	100.000	6.000	7.000	6.000	291272.719	0.000	0.000	0.000
Lebanon / 27-05-2022	USD	500.00	500.00	6.250	100.000	6.000	7.000	6.000	364000.000	0.000	0.000	0.000
Lebanon / 04-10-2022	USD	1,540.00	1,540.00	6.100	100.000	6.000	7.000	6.000	590086.938	0.000	0.000	0.000
Lebanon / 27-01-2023	USD	1,100.00	1,100.00	6.000	100.000	6.000	7.000	6.000	540000.000	0.000	0.000	0.000
Lebanon / 26-05-2023	USD	500.00	500.00	6.400	100.000	6.000	7.000	6.000	352500.000	36646.980	0.003	0.000
Lebanon / 22-04-2024	USD	700.00	700.00	6.650	100.000	6.000	7.000	6.000	679.242	721.287	0.225	0.080
Lebanon / 04-11-2024	USD	500.00	538.47	6.250	100.000	6.000	7.000	6.000	316.284	312.309	0.590	0.466
Lebanon / 03-12-2024	USD	250.00	250.00	7.000	100.000	6.000	7.000	6.000	291.671	287.157	0.653	0.562
Lebanon / 26-02-2025	USD	800.00	800.00	6.200	100.000	6.000	7.000	6.000	238.009	233.165	0.838	0.898
Lebanon / 12-06-2025	USD	800.00	800.00	6.250	100.000	6.000	7.000	6.000	192.188	188.027	1.086	1.460
Lebanon / 27-11-2026	USD	1,600.00	1,600.00	6.600	100.000	6.000	7.000	6.000	97.342	93.698	2.413	6.643
Lebanon / 23-03-2027	USD	1,250.00	1,250.00	6.850	100.000	6.000	7.000	6.000	87.683	84.027	2.718	8.342
Lebanon / 29-11-2027	USD	1,000.00	1,000.00	6.750	100.000	6.000	7.000	6.000	72.406	68.993	3.372	12.620
Lebanon / 20-03-2028	USD	500.00	893.20	6.650	100.000	6.000	7.000	6.000	58.524	55.100	4.271	19.905
Lebanon / 03-11-2028	USD	700.00	1,700.00	7.000	100.000	6.000	7.000	6.000	67.076	63.661	3.672	14.870
Lebanon / 25-05-2029	USD	1,000.00	1,000.00	6.850	100.000	6.000	7.000	6.000	52.434	49.019	4.819	25.140
Lebanon / 27-11-2029	USD	1,500.00	1,500.00	11.500	100.000	6.000	7.000	6.000	47.937	44.521	5.314	30.390
Lebanon / 26-02-2030	USD	1,400.00	1,400.00	6.650	100.000	6.000	7.000	6.000	46.006	41.876	5.556	33.146
Lebanon / 22-04-2031	USD	300.00	300.00	7.000	100.000	6.000	7.000	6.000	38.713	35.291	6.694	47.630
Lebanon / 20-11-2031	USD	1,000.00	2,500.00	7.150	100.000	6.000	7.000	6.000	35.868	32.434	7.265	55.870
Lebanon / 23-03-2032	USD	1,000.00	1,000.00	7.000	100.000	4.840	7.950	4.840	37.230	33.768	7.596	60.950
Lebanon / 17-05-2033	USD	1,500.00	1,500.00	8.200	100.000	6.000	7.000	6.000	30.146	26.712	8.742	80.230
Lebanon / 17-05-2034	USD	1,500.00	1,500.00	8.250	100.000	6.000	7.000	6.000	27.233	23.798	9.734	99.050
Lebanon / 02-11-2035	USD	600.00	600.00	7.050	100.000	6.000	7.000	6.000	23.868	19.966	11.183	130.077
Lebanon / 27-07-2035	USD	1,500.00	1,500.00	12.000	100.000	6.000	7.000	6.000	24.413	20.975	10.921	124.150
Lebanon / 23-03-2037	USD	750.00	750.00	7.250	100.000	6.000	7.000	6.000	21.349	17.914	12.568	163.647
<b>TOTAL PUBLIC SECTOR EUROBONDS</b>		<b>28,382.469</b>	<b>31,314.13</b>									

BDL EURO CDS												
MATURITY	SIZE MM	TYPE	COUPON	Issue P.	BID \$	Ask \$	MID. P	YIELD	SPREAD	DURATION	CONVEXITY	
Not Available												

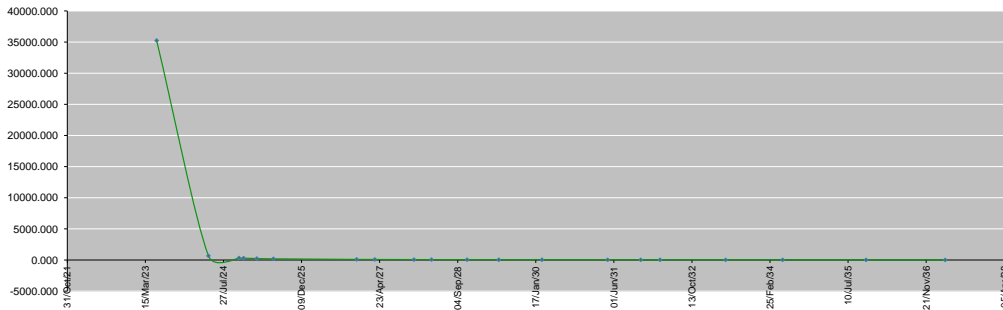
LEBANESE PRIVATE SECTOR DEBT												
MATURITY	SIZE MM	TYPE	COUPON	Issue P.	BID \$	Ask \$	MID. P	YIELD	SPREAD	DURATION	CONVEXITY	
Bank Audi S.A.L/16-10-2023	USD 350	Bond	6.75	100	42.50	44.50	42.50	114.57	125.36	0.70	0.64	

World Yields in Native Terms	O/N	3 Months	6 Months	9 Months	1 Year	2 Years	3 Years	5 Years	7 Years	10 Years	30 Years
EUR	-	2.81	3.00	3.09	3.07	2.66	2.44	2.28	2.23	2.33	2.49
U.S.A	-	5.26	5.09	--	4.77	3.96	3.68	3.45	3.45	3.47	3.78
U.K	-	4.40	4.67	--	4.34	3.78	3.74	3.59	3.65	3.77	4.18
Japan	-	-0.17	-0.15	-0.12	-0.10	-0.03	-0.01	0.14	0.26	0.43	1.28

Libor	USD	EUR	JPY	GBP
1 Months	5.10	0.00	0.00	0.00
2 Months	0.00	0.00	0.00	0.00
3 Months	5.34	0.00	0.00	4.63
6 Months	5.35	0.00	0.00	0.00
1 Year	5.20	0.00	0.00	0.00

Spot Rates	Bid	Ask
Lebanese Pound	15000.00	15020.00
Euro	1.10	1.1051
British Sterling Pound	1.27	1.2667
Japanese Yen	135.03	135.0500
Gold	2024.01	2024.15

Lebanese Republic USD Eurobonds Yield Curve



Disclaimer: The Capital Markets Authority (CMA) publishes reports for general information purposes only. However, under no circumstances the CMA will accept any responsibility or liability in connection with the use of the information provided in these reports or on this website.  
(Source: Thomson Reuters Eikon)

Contact us by email: [research@cma.gov.lb](mailto:research@cma.gov.lb)