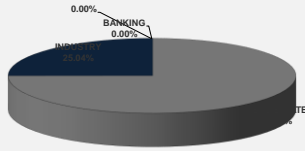


LISTED COMPANIES	LISTED SHARES	LISTED MARKET CAP.	TOTAL ORDINARY SHARES	PREFERRED SHARES	PREFERRED SHARES ISSUE PRICE	TOTAL MARKET CAP.	CUR.	TRADED VOLUME	TRADED VALUE (USD)	OPEN PRICE	HIGH PRICE	LOW PRICE	CLOSING PRICE	% CHANGE	PREVIOUS PRICE
	(MM)	(MM \$)	(MM)	(MM)	USD	(MM \$)									
SOLIDERE A	100.00	7,655.00	100.00			7,655.00	USD	5,210	397,995	76.00	78.00	75.50	76.55	0.98%	75.80
SOLIDERE B	65.00	5,018.00	65.00			5,018.00	USD	1,539	118,769	77.00	77.80	75.95	77.20	1.64%	75.95
BLC LISTED SHARES	71.03	66.06	214.00			199.02	USD	-	-	-	-	-	0.93	0.00%	0.93
BLC PREFERRED "D"	0.75	44.83		0.75		-	USD	-	-	-	-	-	59.50	0.00%	59.50
BLC PREFERRED "E"	0.26	15.68		0.26		-	USD	-	-	-	-	-	59.50	0.00%	59.50
BANQUE AUDI	588.54	1,294.79	588.54			1,294.79	USD	-	-	-	-	-	2.20	0.00%	2.20
BANQUE AUDI GDR	119.64	138.78	119.64			138.78	USD	-	-	-	-	-	1.16	0.00%	1.16
BANQUE AUDI PREFERRED "H"	0.75	55.50		0.75	100.00	-	USD	-	-	-	-	-	74.00	0.00%	74.00
BANQUE AUDI PREFERRED "I"	2.50	107.25		2.50	100.00	-	USD	-	-	-	-	-	42.90	0.00%	42.90
BANQUE AUDI PREFERRED "J"	2.75	115.50		2.75	100.00	-	USD	-	-	-	-	-	42.00	0.00%	42.00
BANK OF BEIRUT	25.56	383.37	61.00			914.96	USD	-	-	-	-	-	15.00	0.00%	15.00
BANK OF BEIRUT PREFERRED SHARES "H"	5.40	135.00		5.40	25.00	-	USD	-	-	-	-	-	25.00	0.00%	25.00
BANK OF BEIRUT PREFERRED SHARES "I"	5.00	125.00		5.00	25.00	-	USD	-	-	-	-	-	25.00	0.00%	25.00
BANK OF BEIRUT PREFERRED SHARES "J"	3.00	75.00		3.00	25.00	-	USD	-	-	-	-	-	25.00	0.00%	25.00
BANK OF BEIRUT PREFERRED SHARES "K"	4.00	100.00		4.00	25.00	-	USD	-	-	-	-	-	25.00	0.00%	25.00
BYBLOS BANK	565.52	401.52	565.52			401.52	USD	-	-	-	-	-	0.71	0.00%	0.71
BYBLOS BANK PREFERRED SHARES 2008	2.00	54.00		2.00	100.00	-	USD	-	-	-	-	-	27.00	0.00%	27.00
BYBLOS BANK PREFERRED SHARES 2009	2.00	59.98		2.00	96.00	-	USD	-	-	-	-	-	29.99	0.00%	29.99
BEMO Bank	77.50	96.88	77.50			96.88	USD	-	-	-	-	-	1.25	0.00%	1.25
BEMO PREFERRED 2013	0.35	17.50		0.35	100.00	-	USD	-	-	-	-	-	50.00	0.00%	50.00
BLOM BANK GDR	73.90	184.74	73.90			184.74	USD	-	-	-	-	-	2.50	0.00%	2.50
BLOM BANK	215.00	645.00	215.00			645.00	USD	-	-	-	-	-	3.00	0.00%	3.00
HOLCIM Liban	19.52	1,288.06	19.52			1,288.06	USD	755	49,830	66.00	66.00	66.00	66.00	0.00%	66.00
STE DES CIMENTS BLANCS N	9.00	217.80	9.00			217.80	USD	1,500	36,300	23.60	24.50	23.60	24.20	2.54%	23.60
OVER THE COUNTER MARKET															
BYBLOS BANK GDR	1.31	26.18	1.31			26.18	USD	-	-	-	-	-	20.00	0.00%	20.00
TOTAL EXECUTED	1,960.27	18,321.21	2,108.60	28.76		18,054.53		9,004.00	602,894.00						
Official USD Closing	15,000														

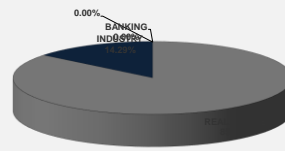
LEBANESE GLOBAL DEPOSITARY RECEIPTS	SHARES MM	BID \$	ASK \$	MID PRICE \$

STOCK INDEX	VALUE	PREVIOUS VALUE	% OF CHANGE
	9/26/23		
MARKET VALUE WEIGHTED INDEX	3,478.01	3,393.13	2.50%
NUMBER OF TRANSACTIONS	17		

BEIRUT STOCK EXCHANGE DAILY TRADING VOLUME



BEIRUT STOCK EXCHANGE DAILY TRADING VALUE \$



Disclaimer: The Capital Markets Authority (CMA) publishes reports for general information purposes only. However, under no circumstances the CMA will accept any responsibility or liability in connection with the use of the information provided in these reports or on this website. (Source: Thomson Reuters Eikon)

MATURITY	CURRENCY	ISSUED AMMOUNT (MM)	OUTSTANDING AMOUNT (MM)	COUPON	ISSUE P.	BIDS	ASKS	MID. P	YIELD	Days to MTY
Lebanon / 9-03-2020	USD	1,200.00	1,200.00	6.375	100.000	7.750	8.750	8.250	77.273	(1,296)
Lebanon / 12-04-2020	USD	700.00	700.00	5.800	100.000	7.750	8.750	8.250	70.303	(1,280)
Lebanon / 19-06-2020	USD	600.00	600.00	6.150	100.000	7.875	8.875	8.375	73.433	(1,194)
Lebanon / 12-04-2021	USD	2,092.47	2,092.47	8.250	100.000	7.875	8.875	8.375	98.507	(897)
Lebanon / 27-05-2022	USD	500.00	500.00	6.250	100.000	7.875	8.875	8.375	74.627	(487)
Lebanon / 04-10-2022	USD	1,540.00	1,540.00	6.100	100.000	7.750	8.750	8.250	73.939	(357)
Lebanon / 27-01-2023	USD	1,100.00	1,100.00	6.000	100.000	7.750	8.750	8.250	72.727	(242)
Lebanon / 26-05-2023	USD	500.00	500.00	6.400	100.000	7.750	8.750	8.250	77.576	(123)
Lebanon / 22-04-2024	USD	700.00	700.00	6.650	100.000	7.875	8.875	8.375	1656.157	209
Lebanon / 04-11-2024	USD	500.00	538.47	6.250	100.000	7.875	8.875	8.375	455.624	405
Lebanon / 03-12-2024	USD	250.00	250.00	7.000	100.000	7.875	8.875	8.375	406.157	434
Lebanon / 26-02-2025	USD	800.00	800.00	6.200	100.000	7.875	8.875	8.375	300.372	519
Lebanon / 12-06-2025	USD	800.00	800.00	6.250	100.000	7.625	8.625	8.125	247.032	625
Lebanon / 27-11-2026	USD	1,600.00	1,600.00	6.600	100.000	7.875	8.875	8.375	129.440	1,158
Lebanon / 23-03-2027	USD	1,250.00	1,250.00	6.850	100.000	7.875	8.875	8.375	110.886	1,274
Lebanon / 29-11-2027	USD	1,000.00	1,000.00	6.750	100.000	7.875	8.875	8.375	104.918	1,525
Lebanon / 20-03-2028	USD	500.00	893.20	6.650	100.000	7.750	8.750	8.250	103.456	1,637
Lebanon / 03-11-2028	USD	700.00	1,700.00	7.000	100.000	7.875	8.875	8.375	94.167	1,865
Lebanon / 25-05-2029	USD	1,000.00	1,000.00	6.850	100.000	7.750	8.750	8.250	89.152	2,068
Lebanon / 27-11-2029	USD	1,500.00	1,500.00	11.500	100.000	7.875	8.875	8.375	121.601	2,254
Lebanon / 26-02-2030	USD	1,400.00	1,400.00	6.650	100.000	7.875	8.875	8.375	74.998	2,345
Lebanon / 22-04-2031	USD	300.00	300.00	7.000	100.000	8.000	9.000	8.500	83.381	2,765
Lebanon / 20-11-2031	USD	1,000.00	2,500.00	7.150	100.000	8.000	9.000	8.500	80.037	2,977
Lebanon / 23-03-2032	USD	1,000.00	1,000.00	7.000	100.000	7.875	8.875	8.375	68.045	3,101
Lebanon / 17-05-2033	USD	1,500.00	1,500.00	8.200	100.000	7.750	8.750	8.250	90.702	3,521
Lebanon / 17-05-2034	USD	1,500.00	1,500.00	8.250	100.000	8.000	9.000	8.500	88.423	3,886
Lebanon / 27-07-2035	USD	1,500.00	1,500.00	12.000	100.000	7.875	8.875	8.375	108.002	4,322
Lebanon / 02-11-2035	USD	600.00	600.00	7.050	100.000	7.875	8.875	8.375	79.165	4,420
Lebanon / 23-03-2037	USD	750.00	750.00	7.250	100.000	8.000	9.000	8.500	65.256	4,927
TOTAL PUBLIC SECTOR EUROBONDS		28,382.469	31,314.13							

BDL EURO CDS												
MATURITY	SIZE MM	TYPE	COUPON	Issue P.	BID \$	Ask \$	MID. P	YIELD	SPREAD	DURATION	CONVEXITY	
Not Available												

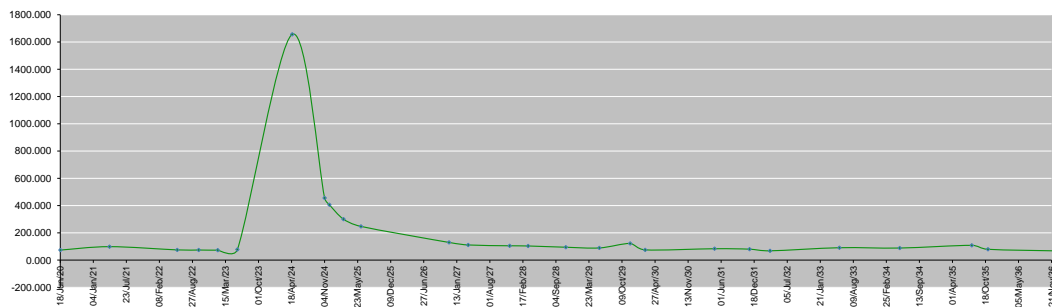
LEBANESE PRIVATE SECTOR DEBT												
MATURITY	SIZE MM	TYPE	COUPON	Issue P.	BID \$	Ask \$	MID. P	YIELD	SPREAD	DURATION	CONVEXITY	

World Yields in Native Terms	O/N	3 Months	6 Months	9 Months	1 Year	2 Years	3 Years	5 Years	7 Years	10 Years	30 Years

Libor	USD	EUR	JPY	GBP

Spot Rates	Bid	Ask

Lebanese Republic USD Eurobonds Yield Curve



Disclaimer: The Capital Markets Authority (CMA) publishes reports for general information purposes only. However, under no circumstances the CMA will accept any responsibility or liability in connection with the use of the information provided in these reports or on this website.
(Source: Thomson Reuters Eikon)

Contact us by email: research@cma.ooib