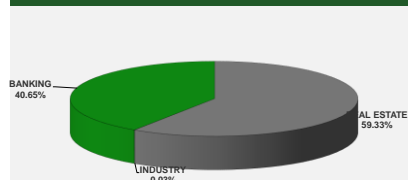


LISTED COMPANIES	LISTED SHARES	LISTED MARKET CAP.	TOTAL ORDINARY SHARES	PREFERRED SHARES	PREFERRED SHARES ISSUE PRICE	TOTAL MARKET CAP.	CUR.	TRADED VOLUME	TRADED VALUE (USD)	OPEN PRICE	HIGH PRICE	LOW PRICE	CLOSING PRICE	% CHANGE	PREVIOUS PRICE
	(MM)	(MM \$)	(MM)	(MM)	USD	(MM \$)									
SOLIDERE A	100.00	7,700.00	100.00			7,700.00	USD	13,458	1,036,152	77.10	77.10	76.95	77.00	-3.02%	79.40
SOLIDERE B	65.00	5,018.00	65.00			5,018.00	USD	7,900	606,115	77.00	77.85	75.50	77.20	-1.27%	78.20
BLC LISTED SHARES	71.03	66.06	214.00			199.02	USD	-	-	-	-	-	0.93	0.00%	0.93
BLC PREFERRED "D"	0.75	44.63		0.75		-	USD	-	-	-	-	-	59.50	0.00%	59.50
BLC PREFERRED "E"	0.26	15.68		0.26		-	USD	-	-	-	-	-	59.50	0.00%	59.50
BANQUE AUDI	588.54	1,294.79	588.54			1,294.79	USD	-	-	-	-	-	2.20	0.00%	2.20
BANQUE AUDI GDR	119.64	156.73	119.64			156.73	USD	-	-	1.31	1.31	1.31	1.31	12.93%	1.16
BANQUE AUDI PREFERRED "H"	0.75	55.50		0.75	100.00	-	USD	-	-	-	-	-	74.00	0.00%	74.00
BANQUE AUDI PREFERRED "I"	2.50	107.25		2.50	100.00	-	USD	-	-	-	-	-	42.90	0.00%	42.90
BANQUE AUDI PREFERRED "J"	2.75	115.50		2.75	100.00	-	USD	-	-	-	-	-	42.00	0.00%	42.00
BANK OF BEIRUT	25.56	383.37	61.00			914.96	USD	-	-	-	-	-	15.00	0.00%	15.00
BANK OF BEIRUT PREFERRED SHARES "H"	5.40	135.00		5.40	25.00	-	USD	-	-	-	-	-	25.00	0.00%	25.00
BANK OF BEIRUT PREFERRED SHARES "I"	5.00	125.00		5.00	25.00	-	USD	-	-	-	-	-	25.00	0.00%	25.00
BANK OF BEIRUT PREFERRED SHARES "J"	3.00	75.00		3.00	25.00	-	USD	-	-	-	-	-	25.00	0.00%	25.00
BANK OF BEIRUT PREFERRED SHARES "K"	4.00	100.00		4.00	25.00	-	USD	-	-	-	-	-	25.00	0.00%	25.00
BYBLOS BANK	565.52	452.41	565.52			452.41	USD	1,733	1,213	-	-	-	0.80	0.00%	0.80
BYBLOS BANK PREFERRED SHARES 2008	2.00	54.00		2.00	100.00	-	USD	-	-	-	-	-	27.00	0.00%	27.00
BYBLOS BANK PREFERRED SHARES 2009	2.00	59.98		2.00	96.00	-	USD	-	-	-	-	-	29.99	0.00%	29.99
BEMO Bank	77.50	96.88	77.50			96.88	USD	900	1,125	-	-	-	1.25	0.00%	1.25
BEMO PREFERRED 2013	0.35	17.50		0.35	100.00	-	USD	-	-	-	-	-	50.00	0.00%	50.00
BLOM BANK GDR	73.90	184.74	73.90			184.74	USD	12,000	30,000	2.50	2.50	2.50	2.50	0.00%	2.50
BLOM BANK	215.00	688.00	215.00			688.00	USD	-	-	3.20	3.20	3.20	3.20	0.00%	3.20
HOLCIM Liban	19.52	1,288.06	19.52			1,288.06	USD	10	660	-	-	-	66.00	0.00%	66.00
STE DES CIMENTS BLANCS N	9.00	217.80	9.00			217.80	USD	-	-	-	-	-	24.20	0.00%	24.20
OVER THE COUNTER MARKET															
BYBLOS BANK GDR	1.31	26.18	1.31			26.18	USD	-	-	-	-	-	20.00	0.00%	20.00
TOTAL EXECUTED	1,960.27	18,478.05	2,108.60	28.76		18,211.38		36,001.00	1,675,265.00						
Official USD Closing		15,000													

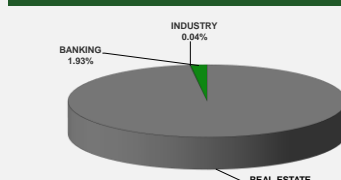
LEBANESE GLOBAL DEPOSITORY RECEIPTS	SHARES MM	BID \$	ASK \$	MID PRICE \$

STOCK INDEX	VALUE	PREVIOUS VALUE	% OF CHANGE
10/10/23			
MARKET VALUE WEIGHTED INDEX	3,502.70	3,671.91	6.54%
NUMBER OF TRANSACTIONS	25		

BEIRUT STOCK EXCHANGE DAILY TRADING VOLUME



BEIRUT STOCK EXCHANGE DAILY TRADING VALUE \$



Disclaimer: The Capital Markets Authority (CMA) publishes reports for general information purposes only. However, under no circumstances the CMA will accept any responsibility or liability in connection with the use of the information provided in these reports or on this website. (Source: Thomson Reuters Eikon)

MATURITY	CURRENCY	ISSUED AMMOUNT (MM)	OUTSTANDING AMOUNT (MM)	COUPON	ISSUE P.	BIDS	ASK\$	MID. P	YIELD	Days to MTY
Lebanon / 9-03-2020	USD	1,200.00	1,200.00	6.375	100.000	6.625	7.625	7.125	89.474	(1,310)
Lebanon / 12-04-2020	USD	700.00	700.00	5.800	100.000	6.500	7.500	7.000	82.857	(1,274)
Lebanon / 19-06-2020	USD	600.00	600.00	6.150	100.000	6.500	7.500	7.000	87.857	(1,208)
Lebanon / 12-04-2021	USD	2,092.47	2,092.47	8.250	100.000	6.375	7.375	6.875	120.000	(911)
Lebanon / 27-05-2022	USD	500.00	500.00	6.250	100.000	6.500	7.500	7.000	89.286	(501)
Lebanon / 04-10-2022	USD	1,540.00	1,540.00	6.100	100.000	6.375	7.375	6.875	88.727	(371)
Lebanon / 27-01-2023	USD	1,100.00	1,100.00	6.000	100.000	6.500	7.500	7.000	85.714	(256)
Lebanon / 26-05-2023	USD	500.00	500.00	6.400	100.000	6.375	7.375	6.875	93.091	(137)
Lebanon / 22-04-2024	USD	700.00	700.00	6.650	100.000	6.625	7.625	7.125	2353.553	195
Lebanon / 04-11-2024	USD	500.00	538.47	6.250	100.000	6.625	7.625	7.125	543.421	391
Lebanon / 03-12-2024	USD	250.00	250.00	7.000	100.000	6.500	7.500	7.000	484.709	420
Lebanon / 26-02-2025	USD	800.00	800.00	6.200	100.000	6.625	7.625	7.125	346.063	505
Lebanon / 12-06-2025	USD	800.00	800.00	6.250	100.000	6.500	7.500	7.000	279.619	611
Lebanon / 27-11-2026	USD	1,600.00	1,600.00	6.600	100.000	6.625	7.625	7.125	145.203	1,144
Lebanon / 23-03-2027	USD	1,250.00	1,250.00	6.850	100.000	6.625	7.625	7.125	122.890	1,260
Lebanon / 29-11-2027	USD	1,000.00	1,000.00	6.750	100.000	6.625	7.625	7.125	118.062	1,511
Lebanon / 20-03-2028	USD	500.00	893.20	6.650	100.000	6.500	7.500	7.000	117.268	1,623
Lebanon / 03-11-2028	USD	700.00	1,700.00	7.000	100.000	6.625	7.625	7.125	107.188	1,851
Lebanon / 25-05-2029	USD	1,000.00	1,000.00	6.850	100.000	6.500	7.500	7.000	101.824	2,054
Lebanon / 27-11-2029	USD	1,500.00	1,500.00	11.500	100.000	6.750	7.750	7.250	141.702	2,240
Lebanon / 26-02-2030	USD	1,400.00	1,400.00	6.650	100.000	6.625	7.625	7.125	84.313	2,331
Lebanon / 22-04-2031	USD	300.00	300.00	7.000	100.000	6.625	7.625	7.125	99.289	2,751
Lebanon / 20-11-2031	USD	1,000.00	2,500.00	7.150	100.000	6.625	7.625	7.125	94.926	2,963
Lebanon / 23-03-2032	USD	1,000.00	1,000.00	7.000	100.000	6.500	7.500	7.000	78.367	3,087
Lebanon / 17-05-2033	USD	1,500.00	1,500.00	8.200	100.000	6.500	7.500	7.000	108.302	3,507
Lebanon / 17-05-2034	USD	1,500.00	1,500.00	8.250	100.000	6.500	7.500	7.000	108.723	3,872
Lebanon / 27-07-2035	USD	1,500.00	1,500.00	12.000	100.000	6.750	7.750	7.250	125.039	4,308
Lebanon / 02-11-2035	USD	600.00	600.00	7.050	100.000	6.500	7.500	7.000	96.298	4,406
Lebanon / 23-03-2037	USD	750.00	750.00	7.250	100.000	6.500	7.500	7.000	77.550	4,913
TOTAL PUBLIC SECTOR EUROBONDS		28,382.469	31,314.13							

BDL EURO CDS												
MATURITY	SIZE MM	TYPE	COUPON	Issue P.	BID \$	Ask \$	MID. P	YIELD	SPREAD	DURATION	CONVEXITY	
Not Available												

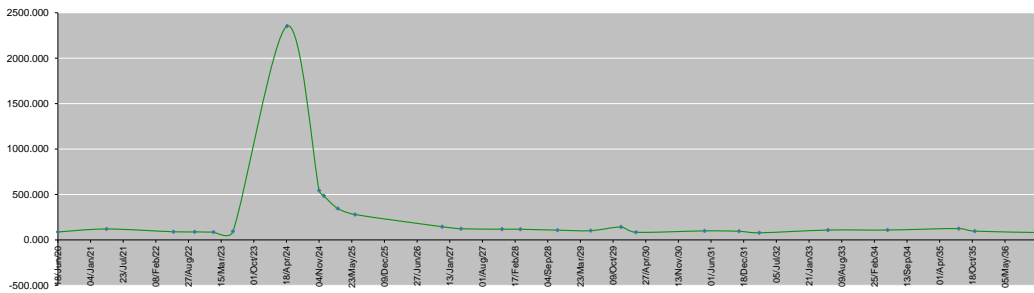
LEBANESE PRIVATE SECTOR DEBT												
MATURITY	SIZE MM	TYPE	COUPON	Issue P.	BID \$	Ask \$	MID. P	YIELD	SPREAD	DURATION	CONVEXITY	

World Yields in Native Terms	O/N	3 Months	6 Months	9 Months	1 Year	2 Years	3 Years	5 Years	7 Years	10 Years	30 Years

Libor	USD	EUR	JPY	GBP

Spot Rates	Bid	Ask

Lebanese Republic USD Eurobonds Yield Curve



Disclaimer: The Capital Markets Authority (CMA) publishes reports for general information purposes only. However, under no circumstances the CMA will accept any responsibility or liability in connection with the use of the information provided in these reports or on this website.
(Source: Thomson Reuters Eikon)

Contact us by email: research@cma.lov.lb