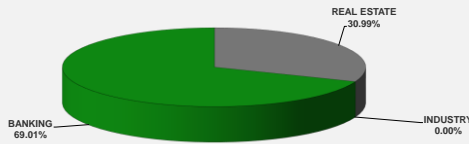


LISTED COMPANIES	LISTED SHARES	LISTED MARKET CAP.	TOTAL ORDINARY SHARES	PREFERRED SHARES	PREFERRED SHARES ISSUE PRICE	TOTAL MARKET CAP.	CUR.	TRADED VOLUME	TRADED VALUE (USD)	OPEN PRICE	HIGH PRICE	LOW PRICE	CLOSING PRICE	% CHANGE	PREVIOUS PRICE
	(MM)	(MM \$)	(MM)	(MM)	USD	(MM \$)									
SOLIDERE A	100.00	7,700.00	100.00			7,700.00	USD	6,870	530,683	77.65	77.85	77.00	77.00	-1.13%	76.95
SOLIDERE B	65.00	5,014.75	65.00			5,014.75	USD	4,805	370,560	77.00	77.50	77.00	77.15	-0.32%	76.90
-															
BLC LISTED SHARES	71.03	66.06	214.00			199.02	USD	-	-	-	-	-	0.93	0.00%	0.93
BLC PREFERRED "D"	0.75	44.63		0.75		-	USD	-	-	-	-	-	59.50	0.00%	59.50
BLC PREFERRED "E"	0.26	15.68		0.26		-	USD	-	-	-	-	-	59.50	0.00%	59.50
BANQUE AUDI	588.54	1,294.79	588.54			1,294.79	USD	-	-	-	-	-	2.20	0.00%	2.20
BANQUE AUDI GDR	119.64	138.78	119.64			138.78	USD	-	-	-	-	-	1.16	0.00%	1.16
BANQUE AUDI PREFERRED "H"	0.75	55.50		0.75	100.00	-	USD	-	-	-	-	-	74.00	0.00%	74.00
BANQUE AUDI PREFERRED "I"	2.50	107.25		2.50	100.00	-	USD	-	-	-	-	-	42.90	0.00%	42.90
BANQUE AUDI PREFERRED "J"	2.75	115.50		2.75	100.00	-	USD	-	-	-	-	-	42.00	0.00%	42.00
BANK OF BEIRUT	25.56	383.37	61.00			914.96	USD	-	-	-	-	-	15.00	0.00%	15.00
BANK OF BEIRUT PREFERRED SHARES "H"	5.40	135.00		5.40	25.00	-	USD	-	-	-	-	-	25.00	0.00%	25.00
BANK OF BEIRUT PREFERRED SHARES "I"	5.00	125.00		5.00	25.00	-	USD	-	-	-	-	-	25.00	0.00%	25.00
BANK OF BEIRUT PREFERRED SHARES "J"	3.00	75.00		3.00	25.00	-	USD	-	-	-	-	-	25.00	0.00%	25.00
BANK OF BEIRUT PREFERRED SHARES "K"	4.00	100.00		4.00	25.00	-	USD	-	-	-	-	-	25.00	0.00%	25.00
BYBLOS BANK	565.52	452.41	565.52			452.41	USD	5,000	4,000	0.80	0.80	0.80	0.80	0.00%	0.76
BYBLOS BANK PREFERRED SHARES 2008	2.00	54.00		2.00	100.00	-	USD	-	-	-	-	-	27.00	0.00%	27.00
BYBLOS BANK PREFERRED SHARES 2009	2.00	59.98		2.00	96.00	-	USD	-	-	-	-	-	29.99	0.00%	29.99
BEMO Bank	77.50	96.88	77.50			96.88	USD	-	-	-	-	-	1.25	0.00%	1.25
BEMO PREFERRED 2013	0.35	17.50		0.35	100.00	-	USD	-	-	-	-	-	50.00	0.00%	50.00
BLOM BANK GDR	73.90	184.74	73.90			184.74	USD	20,000	50,000	2.50	2.50	2.50	2.50	-0.39%	2.50
BLOM BANK	215.00	688.00	215.00			688.00	USD	1,000	3,200	3.20	3.20	3.20	3.20	0.00%	3.00
-															
HOLCIM Liban	19.52	1,288.06	19.52			1,288.06	USD	-	-	-	-	-	66.00	6.36%	66.00
STE DES CIMENTS BLANCS N	9.00	217.80	9.00			217.80	USD	-	-	-	-	-	24.20	0.00%	24.20
<b>OVER THE COUNTER MARKET</b>															
BYBLOS BANK GDR	1.31	26.18	1.31			26.18	USD	-	-	-	-	-	20.00	0.00%	20.00
<b>TOTAL EXECUTED</b>	<b>1,960.27</b>	<b>18,456.85</b>	<b>2,108.60</b>	<b>28.76</b>		<b>18,190.18</b>		<b>37,675.00</b>	<b>958,443.00</b>						
Official USD Closing	15.000														

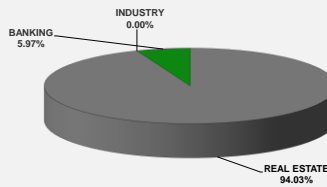
LEBANESE GLOBAL DEPOSITARY RECEIPTS	SHARES MM	BID \$	ASK \$	MID PRICE \$

STOCK INDEX	VALUE	PREVIOUS VALUE	% OF CHANGE
10/4/23			
MARKET VALUE WEIGHTED INDEX	3,500.90	3,489.16	0.34%
NUMBER OF TRANSACTIONS	29		

BEIRUT STOCK EXCHANGE DAILY TRADING VOLUME



BEIRUT STOCK EXCHANGE DAILY TRADING VALUE \$



**Disclaimer:** The Capital Markets Authority (CMA) publishes reports for general information purposes only. However, under no circumstances the CMA will accept any responsibility or liability in connection with the use of the information provided in these reports or on this website. (Source: Thomson Reuters Eikon)

MATURITY	CURRENCY	ISSUED AMMOUNT (MM)	OUTSTANDING AMOUNT (MM)	COUPON	ISSUE P.	BID \$	ASK \$	MID. P	YIELD	Days to MTY
Lebanon / 9-03-2020	USD	1,200.00	1,200.00	6.375	100.000	7.500	8.500	8.000	79.688	(1,304)
Lebanon / 12-04-2020	USD	700.00	700.00	5.800	100.000	7.500	8.500	8.000	72.500	(1,268)
Lebanon / 19-06-2020	USD	600.00	600.00	6.150	100.000	7.750	8.750	8.250	74.545	(1,202)
Lebanon / 12-04-2021	USD	2,092.47	2,092.47	8.250	100.000	7.500	8.500	8.000	103.125	(905)
Lebanon / 27-05-2022	USD	500.00	500.00	6.250	100.000	7.750	8.750	8.250	75.758	(495)
Lebanon / 04-10-2022	USD	1,540.00	1,540.00	6.100	100.000	7.500	8.500	8.000	76.250	(365)
Lebanon / 27-01-2023	USD	1,100.00	1,100.00	6.000	100.000	7.625	8.625	8.125	73.846	(250)
Lebanon / 26-05-2023	USD	500.00	500.00	6.400	100.000	7.500	8.500	8.000	80.000	(131)
Lebanon / 22-04-2024	USD	700.00	700.00	6.650	100.000	7.750	8.750	8.250	1938.809	201
Lebanon / 04-11-2024	USD	500.00	538.47	6.250	100.000	7.750	8.750	8.250	484.371	397
Lebanon / 03-12-2024	USD	250.00	250.00	7.000	100.000	7.625	8.625	8.125	431.953	426
Lebanon / 26-02-2025	USD	800.00	800.00	6.200	100.000	7.750	8.750	8.250	313.796	511
Lebanon / 12-06-2025	USD	800.00	800.00	6.250	100.000	7.500	8.500	8.000	256.655	617
Lebanon / 27-11-2026	USD	1,600.00	1,600.00	6.600	100.000	7.625	8.625	8.125	134.044	1,150
Lebanon / 23-03-2027	USD	1,250.00	1,250.00	6.850	100.000	7.625	8.625	8.125	114.297	1,266
Lebanon / 29-11-2027	USD	1,000.00	1,000.00	6.750	100.000	7.625	8.625	8.125	108.535	1,517
Lebanon / 20-03-2028	USD	500.00	893.20	6.650	100.000	7.500	8.500	8.000	107.196	1,629
Lebanon / 03-11-2028	USD	700.00	1,700.00	7.000	100.000	7.625	8.625	8.125	97.611	1,857
Lebanon / 25-05-2029	USD	1,000.00	1,000.00	6.850	100.000	7.500	8.500	8.000	92.435	2,060
Lebanon / 27-11-2029	USD	1,500.00	1,500.00	11.500	100.000	7.750	8.750	8.250	126.143	2,246
Lebanon / 26-02-2030	USD	1,400.00	1,400.00	6.650	100.000	7.625	8.625	8.125	77.362	2,337
Lebanon / 22-04-2031	USD	300.00	300.00	7.000	100.000	7.750	8.750	8.250	87.026	2,757
Lebanon / 20-11-2031	USD	1,000.00	2,500.00	7.150	100.000	7.750	8.750	8.250	83.437	2,969
Lebanon / 23-03-2032	USD	1,000.00	1,000.00	7.000	100.000	7.625	8.625	8.125	70.351	3,093
Lebanon / 17-05-2033	USD	1,500.00	1,500.00	8.200	100.000	7.500	8.500	8.000	95.229	3,513
Lebanon / 17-05-2034	USD	1,500.00	1,500.00	8.250	100.000	7.750	8.750	8.250	92.782	3,878
Lebanon / 27-07-2035	USD	1,500.00	1,500.00	12.000	100.000	7.750	8.750	8.250	111.754	4,314
Lebanon / 02-11-2035	USD	600.00	600.00	7.050	100.000	7.625	8.625	8.125	83.057	4,412
Lebanon / 23-03-2037	USD	750.00	750.00	7.250	100.000	7.625	8.625	8.125	68.591	4,919
<b>TOTAL PUBLIC SECTOR EUROBONDS</b>		<b>28,382.469</b>	<b>31,314.13</b>							

BDL EURO CDS												
MATURITY	SIZE MM	TYPE	COUPON	Issue P.	BID \$	Ask \$	MID. P	YIELD	SPREAD	DURATION	CONVEXITY	
Not Available												

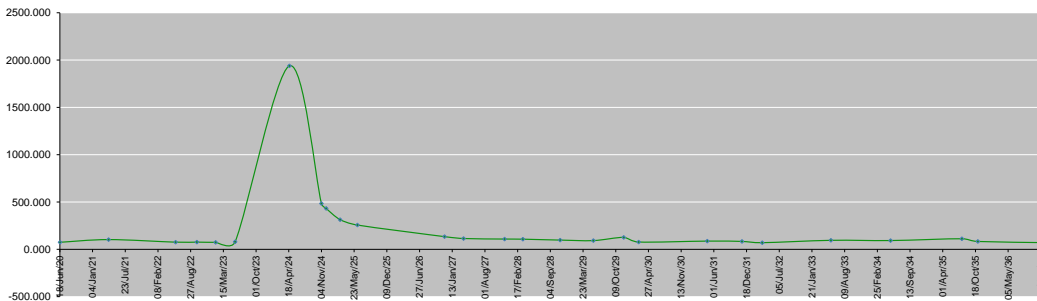
LEBANESE PRIVATE SECTOR DEBT												
MATURITY	SIZE MM	TYPE	COUPON	Issue P.	BID \$	Ask \$	MID. P	YIELD	SPREAD	DURATION	CONVEXITY	

World Yields in Native Terms	O/N	3 Months	6 Months	9 Months	1 Year	2 Years	3 Years	5 Years	7 Years	10 Years	30 Years

Libor	USD	EUR	JPY	GBP

Spot Rates	Bid	Ask

Lebanese Republic USD Eurobonds Yield Curve



Disclaimer: The Capital Markets Authority (CMA) publishes reports for general information purposes only. However, under no circumstances the CMA will accept any responsibility or liability in connection with the use of the information provided in these reports or on this website.  
(Source: Thomson Reuters Eikon)

Contact us by email: [research@cma.gov.lb](mailto:research@cma.gov.lb)