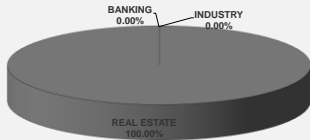


LISTED COMPANIES	LISTED SHARES	LISTED MARKET CAP.	TOTAL ORDINARY SHARES	PREFERRED SHARES	PREFERRED SHARES ISSUE PRICE	TOTAL MARKET CAP.	CUR.	TRADED VOLUME	TRADED VALUE (USD)	OPEN PRICE	HIGH PRICE	LOW PRICE	CLOSING PRICE	% CHANGE	PREVIOUS PRICE	
	(MM)	(MM \$)	(MM)	(MM)	USD	(MM \$)										
SOLIDERE A	100.00	6,600.00	100.00			6,600.00	USD	65	4,290	66.00	66.00	66.00	66.00	0.97%	66.65	
SOLIDERE B	65.00	4,290.00	65.00			4,290.00	USD	3,000	198,000	66.00	66.00	66.00	66.00	0.52%	66.35	
-																
BLC LISTED SHARES	71.03	66.06	214.00			199.02	USD	-	-	-	-	-	66.00	0.93	0.00%	0.93
BLC PREFERRED "D"	0.75	44.63		0.75		-	USD	-	-	-	-	-	59.50	0.00%	59.50	
BLC PREFERRED "E"	0.26	15.68		0.26		-	USD	-	-	-	-	-	59.50	0.00%	59.50	
BANQUE AUDI	588.54	1,294.79	588.54			1,294.79	USD	-	-	-	-	-	2.20	0.00%	2.20	
BANQUE AUDI GDR	119.64	162.71	119.64			162.71	USD	-	-	-	-	-	1.36	0.00%	1.36	
BANQUE AUDI PREFERRED "H"	0.75	55.50		0.75	100.00	-	USD	-	-	-	-	-	74.00	0.00%	74.00	
BANQUE AUDI PREFERRED "I"	2.50	107.25		2.50	100.00	-	USD	-	-	-	-	-	42.90	0.00%	42.90	
BANQUE AUDI PREFERRED "J"	2.75	115.50		2.75	100.00	-	USD	-	-	-	-	-	42.00	0.00%	42.00	
BANK OF BEIRUT	25.56	383.37	61.00			914.96	USD	-	-	-	-	-	15.00	0.00%	15.00	
BANK OF BEIRUT PREFERRED SHARES "H"	5.40	135.00		5.40	25.00	-	USD	-	-	-	-	-	25.00	0.00%	25.00	
BANK OF BEIRUT PREFERRED SHARES "I"	5.00	125.00		5.00	25.00	-	USD	-	-	-	-	-	25.00	0.00%	25.00	
BANK OF BEIRUT PREFERRED SHARES "J"	3.00	75.00		3.00	25.00	-	USD	-	-	-	-	-	25.00	0.00%	25.00	
BANK OF BEIRUT PREFERRED SHARES "K"	4.00	100.00		4.00	25.00	-	USD	-	-	-	-	-	25.00	0.00%	25.00	
BYBLOS BANK	565.52	401.52	565.52			401.52	USD	-	-	-	-	-	0.71	0.00%	0.71	
BYBLOS BANK PREFERRED SHARES 2008	2.00	54.00		2.00	100.00	-	USD	-	-	-	-	-	27.00	0.00%	27.00	
BYBLOS BANK PREFERRED SHARES 2009	2.00	59.98		2.00	96.00	-	USD	-	-	-	-	-	29.99	0.00%	29.99	
BEMO Bank	77.50	96.88	77.50			96.88	USD	-	-	-	-	-	1.25	0.00%	1.25	
BEMO PREFERRED 2013	0.35	17.50		0.35	100.00	-	USD	-	-	-	-	-	50.00	0.00%	50.00	
BLOM BANK GDR	73.90	147.79	73.90			147.79	USD	-	-	-	-	-	2.00	0.00%	2.00	
BLOM BANK	215.00	645.00	215.00			645.00	USD	-	-	-	-	-	3.00	0.00%	3.00	
-																
HOLCIM Liban	19.52	1,170.96	19.52			1,170.96	USD	-	-	-	60.00	-	60.00	0.00%	60.00	
STE DES CIMENTS BLANCS N	9.00	207.00	9.00			207.00	USD	-	-	-	-	-	23.00	0.00%	23.00	
OVER THE COUNTER MARKET																
BYBLOS BANK GDR	1.31	26.18	1.31			26.18	USD	-	-	-	-	-	20.00	0.00%	20.00	
TOTAL EXECUTED																
	1,960.27	16,397.29	2,108.60	28.76		16,130.62		3,065.00	202,290.00							
Official USD Closing	15,000															

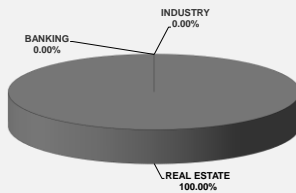
LEBANESE GLOBAL DEPOSITARY RECEIPTS	SHARES MM	BID \$	ASK \$	MID PRICE \$

STOCK INDEX	VALUE	PREVIOUS VALUE	% OF CHANGE
	11/2/23		
MARKET VALUE WEIGHTED INDEX	2,572.51	2,613.83	-1.58%
NUMBER OF TRANSACTIONS	0		

BEIRUT STOCK EXCHANGE DAILY TRADING VOLUME



BEIRUT STOCK EXCHANGE DAILY TRADING VALUE \$



Disclaimer: The Capital Markets Authority (CMA) publishes reports for general information purposes only. However, under no circumstances the CMA will accept any responsibility or liability in connection with the use of the information provided in these reports or on this website. (Source: Thomson Reuters Eikon)

MATURITY	CURRENCY	ISSUED AMMOUNT (MM)	OUTSTANDING AMOUNT (MM)	COUPON	ISSUE P.	BID\$	ASK\$	MID_P	YIELD	Days to MTY	Previous Closing	% Change
Lebanon / 9-03-2020	USD	1,200.00	1,200.00	6.375	100.000	5.875	6.875	6.375	100.000	(1,333)	7.125	-10.53%
Lebanon / 12-04-2020	USD	700.00	700.00	5.800	100.000	5.875	6.875	6.375	90.980	(1,297)	7.125	-10.53%
Lebanon / 19-06-2020	USD	600.00	600.00	6.150	100.000	5.875	6.875	6.375	96.471	(1,231)	7.125	-10.53%
Lebanon / 12-04-2021	USD	2,092.47	2,092.47	8.250	100.000	5.875	6.875	6.375	129.412	(934)	7.125	-10.53%
Lebanon / 27-05-2022	USD	500.00	500.00	6.250	100.000	5.875	6.875	6.375	98.039	(524)	7.250	-12.07%
Lebanon / 04-10-2022	USD	1,540.00	1,540.00	6.100	100.000	5.875	6.875	6.375	95.686	(394)	7.250	-12.07%
Lebanon / 27-01-2023	USD	1,100.00	1,100.00	6.000	100.000	5.750	6.750	6.250	96.000	(279)	7.125	-12.28%
Lebanon / 26-05-2023	USD	500.00	500.00	6.400	100.000	5.750	6.750	6.250	102.400	(160)	7.125	-12.28%
Lebanon / 22-04-2024	USD	700.00	700.00	6.650	100.000	5.875	6.875	6.375	3204.278	172	7.125	-10.53%
Lebanon / 04-11-2024	USD	500.00	538.47	6.250	100.000	5.875	6.875	6.375	613.863	368	7.250	-12.07%
Lebanon / 03-12-2024	USD	250.00	250.00	7.000	100.000	5.875	6.875	6.375	577.133	397	7.125	-10.53%
Lebanon / 26-02-2025	USD	800.00	800.00	6.200	100.000	5.875	6.875	6.375	401.711	482	7.250	-12.07%
Lebanon / 12-06-2025	USD	800.00	800.00	6.250	100.000	5.750	6.750	6.250	320.135	588	7.250	-13.79%
Lebanon / 27-11-2026	USD	1,600.00	1,600.00	6.600	100.000	5.875	6.875	6.375	161.715	1,121	7.000	-8.93%
Lebanon / 23-03-2027	USD	1,250.00	1,250.00	6.850	100.000	5.750	6.750	6.250	136.085	1,237	7.250	-13.79%
Lebanon / 29-11-2027	USD	1,000.00	1,000.00	6.750	100.000	6.000	7.000	6.500	130.093	1,488	7.000	-7.14%
Lebanon / 20-03-2028	USD	500.00	893.20	6.650	100.000	5.875	6.875	6.375	130.145	1,600	7.125	-10.53%
Lebanon / 03-11-2028	USD	700.00	1,700.00	7.000	100.000	6.000	7.000	6.500	96.586	1,828	7.250	-10.34%
Lebanon / 25-05-2029	USD	1,000.00	1,000.00	6.850	100.000	6.000	7.000	6.500	111.944	2,031	7.250	-10.34%
Lebanon / 27-11-2029	USD	1,500.00	1,500.00	11.500	100.000	6.000	7.000	6.500	166.924	2,217	6.875	-5.45%
Lebanon / 26-02-2030	USD	1,400.00	1,400.00	6.650	100.000	6.000	7.000	6.500	92.320	2,308	7.250	-10.34%
Lebanon / 22-04-2031	USD	300.00	300.00	7.000	100.000	6.000	7.000	6.500	84.284	2,728	7.250	-10.34%
Lebanon / 20-11-2031	USD	1,000.00	2,500.00	7.150	100.000	6.000	7.000	6.500	108.115	2,940	7.250	-10.34%
Lebanon / 23-03-2032	USD	1,000.00	1,000.00	7.000	100.000	6.000	7.000	6.500	85.429	3,064	7.250	-10.34%
Lebanon / 17-05-2033	USD	1,500.00	1,500.00	8.200	100.000	5.875	6.875	6.375	125.369	3,484	7.250	-12.07%
Lebanon / 17-05-2034	USD	1,500.00	1,500.00	8.250	100.000	6.000	7.000	6.500	123.645	3,849	6.875	-5.45%
Lebanon / 27-07-2035	USD	1,500.00	1,500.00	12.000	100.000	6.000	7.000	6.500	144.909	4,285	7.000	-7.14%
Lebanon / 02-11-2035	USD	600.00	600.00	7.050	100.000	6.000	7.000	6.500	78.664	4,383	7.250	-10.34%
Lebanon / 23-03-2037	USD	750.00	750.00	7.250	100.000	5.875	6.875	6.375	86.713	4,890	7.375	-13.56%
TOTAL PUBLIC SECTOR EUROBONDS		28,382.469	31,314.13									

BDL EURO CDS												
MATURITY	SIZE MM	TYPE	COUPON	Issue P.	BID \$	Ask \$	MID_P	YIELD	SPREAD	DURATION	CONVEXITY	
Not Available												

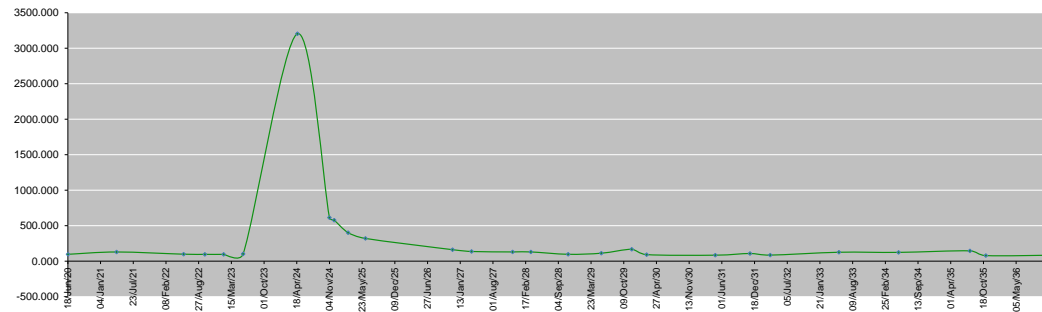
LEBANESE PRIVATE SECTOR DEBT												
MATURITY	SIZE MM	TYPE	COUPON	Issue P.	BID \$	Ask \$	MID_P	YIELD	SPREAD	DURATION	CONVEXITY	

World Yields in Native Terms	O/N	3 Months	6 Months	9 Months	1 Year	2 Years	3 Years	5 Years	7 Years	10 Years	30 Years

Libor	USD	EUR	JPY	GBP

Spot Rates	Bid	Ask

Lebanese Republic USD Eurobonds Yield Curve



Disclaimer: The Capital Markets Authority (CMA) publishes reports for general information purposes only. However, under no circumstances the CMA will accept any responsibility or liability in connection with the use of the information provided in these reports or on this website.
(Source: Thomson Reuters Eikon)

Contact us by email: research@cma.qv.lb