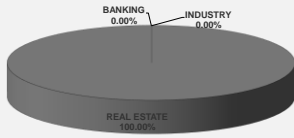


LISTED COMPANIES	LISTED SHARES	LISTED MARKET CAP.	TOTAL ORDINARY SHARES	PREFERRED SHARES	PREFERRED SHARES ISSUE PRICE	TOTAL MARKET CAP.	CUR.	TRADED VOLUME	TRADED VALUE (USD)	OPEN PRICE	HIGH PRICE	LOW PRICE	CLOSING PRICE	% CHANGE	PREVIOUS PRICE
	(MM)	(MM \$)	(MM)	(MM)	USD	(MM \$)									
SOLIDERE A	100.00	6,895.00	100.00			6,895.00	USD	9,196	634,075	67.00	70.00	67.00	68.95	1.43%	69.95
SOLIDERE B	65.00	4,290.00	65.00			4,290.00	USD	5,819	384,072	66.00	68.00	66.00	66.00	0.00%	66.00
BLC LISTED SHARES	71.03	66.06	214.00			199.02	USD	-	-	-	-	-	0.93	0.00%	0.93
BLC PREFERRED "D"	0.75	44.63		0.75		-	USD	-	-	-	-	-	59.50	0.00%	59.50
BLC PREFERRED "E"	0.26	15.68		0.26		-	USD	-	-	-	-	-	59.50	0.00%	59.50
BANQUE AUDI	588.54	1,294.79	588.54			1,294.79	USD	-	-	-	-	-	2.20	0.00%	2.20
BANQUE AUDI GDR	119.64	162.71	119.64			162.71	USD	-	-	-	-	-	1.36	0.00%	1.36
BANQUE AUDI PREFERRED "H"	0.75	55.50		0.75	100.00	-	USD	-	-	-	-	-	74.00	0.00%	74.00
BANQUE AUDI PREFERRED "I"	2.50	107.25		2.50	100.00	-	USD	-	-	-	-	-	42.90	0.00%	42.90
BANQUE AUDI PREFERRED "J"	2.75	115.50		2.75	100.00	-	USD	-	-	-	-	-	42.00	0.00%	42.00
BANK OF BEIRUT	25.56	383.37	61.00			914.96	USD	-	-	-	-	-	15.00	0.00%	15.00
BANK OF BEIRUT PREFERRED SHARES "H"	5.40	135.00		5.40	25.00	-	USD	-	-	-	-	-	25.00	0.00%	25.00
BANK OF BEIRUT PREFERRED SHARES "I"	5.00	125.00		5.00	25.00	-	USD	-	-	-	-	-	25.00	0.00%	25.00
BANK OF BEIRUT PREFERRED SHARES "J"	3.00	75.00		3.00	25.00	-	USD	-	-	-	-	-	25.00	0.00%	25.00
BANK OF BEIRUT PREFERRED SHARES "K"	4.00	100.00		4.00	25.00	-	USD	-	-	-	-	-	25.00	0.00%	25.00
BYBLOS BANK	565.52	401.52	565.52			401.52	USD	-	-	-	-	-	0.71	0.00%	0.71
BYBLOS BANK PREFERRED SHARES 2008	2.00	54.00		2.00	100.00	-	USD	-	-	-	-	-	27.00	0.00%	27.00
BYBLOS BANK PREFERRED SHARES 2009	2.00	59.98		2.00	96.00	-	USD	-	-	-	-	-	29.99	0.00%	29.99
BEMO Bank	77.50	96.88	77.50			96.88	USD	-	-	-	-	-	1.25	0.00%	1.25
BEMO PREFERRED 2013	0.35	17.50		0.35	100.00	-	USD	-	-	-	-	-	50.00	0.00%	50.00
BLOM BANK GDR	73.90	147.79	73.90			147.79	USD	-	-	-	-	-	2.00	0.00%	2.00
BLOM BANK	215.00	645.00	215.00			645.00	USD	-	-	-	-	-	3.00	0.00%	3.00
HOLCIM Liban	19.52	1,191.45	19.52			1,191.45	USD	-	-	-	-	-	61.05	0.00%	61.05
STE DES CEMENTS BLANCS N	9.00	207.00	9.00			207.00	USD	-	-	-	-	-	23.00	0.00%	23.00
<b>OVER THE COUNTER MARKET</b>															
BYBLOS BANK GDR	1.31	26.18	1.31			26.18	USD	-	-	-	-	-	20.00	0.00%	20.00
<b>TOTAL EXECUTED</b>	<b>1,960.27</b>	<b>16,712.78</b>	<b>2,108.60</b>	<b>28.76</b>		<b>16,446.11</b>		<b>15,015.00</b>	<b>1,018,147.00</b>						
Official USD Closing		15,000													

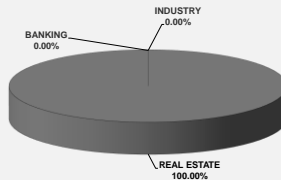
LEBANESE GLOBAL DEPOSITORY RECEIPTS	SHARES MM	BID \$	ASK \$	MID PRICE \$

STOCK INDEX	VALUE	PREVIOUS VALUE	% OF CHANGE
	11/8/23		
MARKET VALUE WEIGHTED INDEX	2,714.01	2,763.35	-1.79%
NUMBER OF TRANSACTIONS	11		

BEIRUT STOCK EXCHANGE DAILY TRADING VOLUME



BEIRUT STOCK EXCHANGE DAILY TRADING VALUE \$



**Disclaimer:** The Capital Markets Authority (CMA) publishes reports for general information purposes only. However, under no circumstances the CMA will accept any responsibility or liability in connection with the use of the information provided in these reports or on this website. (Source: Thomson Reuters Eikon)

MATURITY	CURRENCY	ISSUED AMMOUNT (MM)	OUTSTANDING AMOUNT (MM)	COUPON	ISSUE P.	BIDS	ASKS	MID. P	YIELD	Days to MTY	Previous Closing	% Change
Lebanon / 9-03-2020	USD	1,200.00	1,200.00	6.375	100.000	5.500	6.500	6.000	106.250	(1,339)	7.125	-15.79%
Lebanon / 12-04-2020	USD	700.00	700.00	5.800	100.000	5.625	6.625	6.125	94.694	(1,303)	7.125	-14.04%
Lebanon / 19-06-2020	USD	600.00	600.00	6.150	100.000	5.750	6.750	6.250	98.400	(1,237)	7.125	-12.28%
Lebanon / 12-04-2021	USD	2,092.47	2,092.47	8.250	100.000	5.750	6.750	6.250	132.000	(940)	7.125	-12.28%
Lebanon / 27-05-2022	USD	500.00	500.00	6.250	100.000	5.875	6.875	6.375	98.039	(530)	7.250	-12.07%
Lebanon / 04-10-2022	USD	1,540.00	1,540.00	6.100	100.000	5.750	6.750	6.250	97.600	(400)	7.250	-13.79%
Lebanon / 27-01-2023	USD	1,100.00	1,100.00	6.000	100.000	5.875	6.875	6.375	94.118	(285)	7.125	-10.53%
Lebanon / 26-05-2023	USD	500.00	500.00	6.400	100.000	5.750	6.750	6.250	102.400	(166)	7.125	-12.28%
Lebanon / 22-04-2024	USD	700.00	700.00	6.650	100.000	5.875	6.875	6.375	3325.194	166	7.125	-10.53%
Lebanon / 04-11-2024	USD	500.00	538.47	6.250	100.000	5.875	6.875	6.375	633.624	362	7.250	-12.07%
Lebanon / 03-12-2024	USD	250.00	250.00	7.000	100.000	5.750	6.750	6.250	602.911	391	7.125	-12.28%
Lebanon / 26-02-2025	USD	800.00	800.00	6.200	100.000	5.875	6.875	6.375	410.654	476	7.250	-12.07%
Lebanon / 12-06-2025	USD	800.00	800.00	6.250	100.000	5.750	6.750	6.250	326.136	582	7.250	-13.79%
Lebanon / 27-11-2026	USD	1,600.00	1,600.00	6.600	100.000	5.875	6.875	6.375	163.609	1,115	7.000	-8.93%
Lebanon / 23-03-2027	USD	1,250.00	1,250.00	6.850	100.000	5.875	6.875	6.375	135.907	1,231	7.250	-12.07%
Lebanon / 29-11-2027	USD	1,000.00	1,000.00	6.750	100.000	6.000	7.000	6.500	131.497	1,482	7.000	-7.14%
Lebanon / 20-03-2028	USD	500.00	893.20	6.650	100.000	6.000	7.000	6.500	129.903	1,594	7.125	-8.77%
Lebanon / 03-11-2028	USD	700.00	1,700.00	7.000	100.000	6.000	7.000	6.500	97.281	1,822	7.250	-10.34%
Lebanon / 25-05-2029	USD	1,000.00	1,000.00	6.850	100.000	6.000	7.000	6.500	113.204	2,025	7.250	-10.34%
Lebanon / 27-11-2029	USD	1,500.00	1,500.00	11.500	100.000	5.875	6.875	6.375	173.204	2,211	6.875	-7.27%
Lebanon / 26-02-2030	USD	1,400.00	1,400.00	6.650	100.000	6.000	7.000	6.500	93.101	2,302	7.250	-10.34%
Lebanon / 22-04-2031	USD	300.00	300.00	7.000	100.000	6.000	7.000	6.500	84.950	2,722	7.250	-10.34%
Lebanon / 20-11-2031	USD	1,000.00	2,500.00	7.150	100.000	6.000	7.000	6.500	109.574	2,934	7.250	-10.34%
Lebanon / 23-03-2032	USD	1,000.00	1,000.00	7.000	100.000	6.000	7.000	6.500	86.182	3,058	7.250	-10.34%
Lebanon / 17-05-2033	USD	1,500.00	1,500.00	8.200	100.000	6.000	7.000	6.500	124.976	3,478	7.250	-10.34%
Lebanon / 17-05-2034	USD	1,500.00	1,500.00	8.250	100.000	6.000	7.000	6.500	125.620	3,843	6.875	-5.45%
Lebanon / 27-07-2035	USD	1,500.00	1,500.00	12.000	100.000	5.875	6.875	6.375	149.621	4,279	7.000	-8.93%
Lebanon / 02-11-2035	USD	600.00	600.00	7.050	100.000	6.000	7.000	6.500	79.338	4,377	7.250	-10.34%
Lebanon / 23-03-2037	USD	750.00	750.00	7.250	100.000	5.875	6.875	6.375	87.567	4,884	7.375	-13.56%
<b>TOTAL PUBLIC SECTOR EUROBONDS</b>		<b>28,382.469</b>	<b>31,314.13</b>			<b>6.00</b>	<b>7.00</b>	<b>6.50</b>	<b>124.62</b>	<b>3844</b>		

MATURITY	SIZE MM	TYPE	COUPON	Issue P.	BID \$	Ask \$	MID. P	YIELD	SPREAD	DURATION	CONVEXITY
Not Available					7	6.5	85.771676	4885			

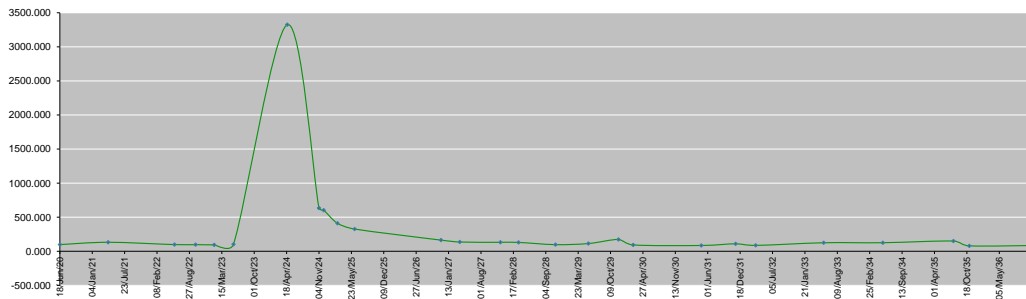
MATURITY	SIZE MM	TYPE	COUPON	Issue P.	BID \$	Ask \$	MID. P	YIELD	SPREAD	DURATION	CONVEXITY

World Yields in Native Terms	O/N	3 Months	6 Months	9 Months	1 Year	2 Years	3 Years	5 Years	7 Years	10 Years	30 Years

Libor	USD	EUR	JPY	GBP

Spot Rates	Bid	Ask

Lebanese Republic USD Eurobonds Yield Curve



Disclaimer: The Capital Markets Authority (CMA) publishes reports for general information purposes only. However, under no circumstances the CMA will accept any responsibility or liability in connection with the use of the information provided in these reports or on this website.  
(Source: Thomson Reuters Eikon)

Contact us by email: [research@cma.oov.lb](mailto:research@cma.oov.lb)