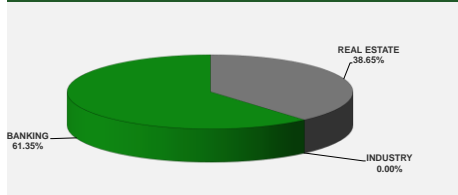


LISTED COMPANIES	LISTED SHARES (MM)	LISTED MARKET CAP. (MM \$)	TOTAL ORDINARY SHARES (MM)	PREFERRED SHARES (MM)	PREFERRED SHARES ISSUE PRICE USD	TOTAL MARKET CAP. (MM \$)	CUR.	TRADED VOLUME	TRADED VALUE (USD)	OPEN PRICE	HIGH PRICE	LOW PRICE	CLOSING PRICE	% CHANGE	PREVIOUS PRICE
SOLIDERE A	100.00	6,960.00	100.00			6,960.00	USD	7,139	496,782	67.45	70.00	67.45	69.60	-1.20%	70.45
SOLIDERE B	65.00	4,290.00	65.00			4,290.00	USD	2,309	152,394	66.00	66.00	66.00	66.00	0.00%	66.00
BLC LISTED SHARES	71.03	66.06	214.00			199.02	USD	-	-	-	-	-	0.93	0.00%	0.93
BLC PREFERRED "D"	0.75	44.63		0.75		-	USD	-	-	-	-	-	59.50	0.00%	59.50
BLC PREFERRED "E"	0.26	15.68		0.26		-	USD	-	-	-	-	-	59.50	0.00%	59.50
BANQUE AUDI	588.54	1,118.23	588.54			1,118.23	USD	-	-	-	-	-	1.90	0.00%	1.90
BANQUE AUDI GDR	119.64	166.30	119.64			166.30	USD	-	-	-	-	-	1.39	0.00%	1.39
BANQUE AUDI PREFERRED "H"	0.75	55.50		0.75	100.00	-	USD	-	-	-	-	-	74.00	0.00%	74.00
BANQUE AUDI PREFERRED "I"	2.50	107.25		2.50	100.00	-	USD	-	-	-	-	-	42.90	0.00%	42.90
BANQUE AUDI PREFERRED "J"	2.75	115.50		2.75	100.00	-	USD	-	-	-	-	-	42.00	0.00%	42.00
BANK OF BEIRUT	25.56	383.37	61.00			914.96	USD	-	-	-	-	-	15.00	0.00%	15.00
BANK OF BEIRUT PREFERRED SHARES "H"	5.40	135.00		5.40	25.00	-	USD	-	-	-	-	-	25.00	0.00%	25.00
BANK OF BEIRUT PREFERRED SHARES "I"	5.00	125.00		5.00	25.00	-	USD	-	-	-	-	-	25.00	0.00%	25.00
BANK OF BEIRUT PREFERRED SHARES "J"	3.00	75.00		3.00	25.00	-	USD	-	-	-	-	-	25.00	0.00%	25.00
BANK OF BEIRUT PREFERRED SHARES "K"	4.00	100.00		4.00	25.00	-	USD	-	-	-	-	-	25.00	0.00%	25.00
BYBLOS BANK	565.52	401.52	565.52			401.52	USD	-	-	-	-	-	0.71	0.00%	0.71
BYBLOS BANK PREFERRED SHARES 2008	2.00	54.00		2.00	100.00	-	USD	-	-	-	-	-	27.00	0.00%	27.00
BYBLOS BANK PREFERRED SHARES 2009	2.00	59.98		2.00	96.00	-	USD	-	-	-	-	-	29.99	0.00%	29.99
BEMO Bank	77.50	96.88	77.50			96.88	USD	-	-	-	-	-	1.25	0.00%	1.25
BEMO PREFERRED 2013	0.35	17.50		0.35	100.00	-	USD	-	-	-	-	-	50.00	0.00%	50.00
BLOM BANK GDR	73.90	184.74	73.90			184.74	USD	15,000	37,500	2.50	2.50	2.50	2.50	8.69%	2.30
BLOM BANK	215.00	645.00	215.00			645.00	USD	-	-	-	-	-	3.00	0.00%	3.00
HOLCIM Liban	19.52	1,191.45	19.52			1,191.45	USD	-	-	-	-	-	61.05	0.00%	61.05
STE DES CIMENTS BLANCS N	9.00	207.00	9.00			207.00	USD	-	-	-	-	-	23.00	0.00%	23.00
OVER THE COUNTER MARKET															
BYBLOS BANK GDR	1.31	26.18	1.31			26.18	USD	-	-	-	-	-	20.00	0.00%	20.00
TOTAL EXECUTED	1,960.27	16,641.76	2,108.60	28.76		16,375.08		24,448.00	686,676.00						
Official USD Closing	15,000														

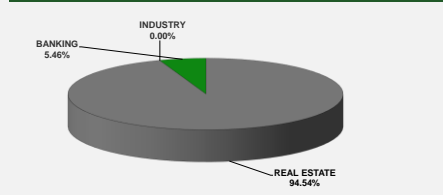
LEBANESE GLOBAL DEPOSITARY RECEIPTS	SHARES MM	BID \$	ASK \$	MID PRICE \$

STOCK INDEX	VALUE	PREVIOUS VALUE	% OF CHANGE
	11/10/23		
MARKET VALUE WEIGHTED INDEX	2,746.06	2,788.32	-1.52%
NUMBER OF TRANSACTIONS	9		

BEIRUT STOCK EXCHANGE DAILY TRADING VOLUME



BEIRUT STOCK EXCHANGE DAILY TRADING VALUE \$



Disclaimer: The Capital Markets Authority (CMA) publishes reports for general information purposes only. However, under no circumstances the CMA will accept any responsibility or liability in connection with the use of the information provided in these reports or on this website. (Source: Thomson Reuters Eikon)

Contact us by email: research@cma.gov.lb

MATURITY	CURRENCY	ISSUED AMMOUNT (MM)	OUTSTANDING AMOUNT (MM)	COUPON	ISSUE P.	BIDS	ASKS	MID. P.	YIELD	Days to MTY	Previous Closing	% Change
Lebanon / 9-03-2020	USD	1,203.00	1,200.00	6.375	100.000	5.625	6.625	6.125	104.082	(1,343)	6.900	2.08%
Lebanon / 12-04-2020	USD	700.00	700.00	5.800	100.000	5.625	6.625	6.125	94.694	(1,307)	6.125	0.00%
Lebanon / 19-06-2020	USD	600.00	600.00	6.150	100.000	5.750	6.750	6.250	98.400	(1,241)	6.250	0.00%
Lebanon / 12-04-2021	USD	2,092.47	2,092.47	8.250	100.000	5.750	6.750	6.250	132.000	(944)	6.250	0.00%
Lebanon / 27-05-2022	USD	500.00	500.00	6.250	100.000	5.875	6.875	6.375	98.039	(534)	6.375	0.00%
Lebanon / 04-10-2022	USD	1,540.00	1,540.00	6.100	100.000	5.750	6.750	6.250	97.600	(404)	6.250	0.00%
Lebanon / 27-01-2023	USD	1,100.00	1,100.00	6.000	100.000	5.875	6.875	6.375	94.118	(289)	6.375	0.00%
Lebanon / 26-05-2023	USD	500.00	500.00	6.400	100.000	5.750	6.750	6.250	102.400	(170)	6.250	0.00%
Lebanon / 22-04-2024	USD	700.00	700.00	6.650	100.000	5.875	6.875	6.375	3367.553	162	6.375	0.00%
Lebanon / 04-11-2024	USD	500.00	538.47	6.250	100.000	5.875	6.875	6.375	640.472	358	6.375	0.00%
Lebanon / 03-12-2024	USD	250.00	250.00	7.000	100.000	5.750	6.750	6.250	609.198	387	6.250	0.00%
Lebanon / 26-02-2025	USD	800.00	800.00	6.200	100.000	5.875	6.875	6.375	413.719	472	6.375	0.00%
Lebanon / 12-06-2025	USD	800.00	800.00	6.250	100.000	5.750	6.750	6.250	328.187	578	6.250	0.00%
Lebanon / 27-11-2025	USD	1,600.00	1,600.00	6.600	100.000	5.875	6.875	6.375	164.253	1,111	6.375	0.00%
Lebanon / 23-03-2027	USD	1,250.00	1,250.00	6.850	100.000	5.875	6.875	6.375	136.317	1,227	6.375	0.00%
Lebanon / 29-11-2027	USD	1,000.00	1,000.00	6.750	100.000	6.000	7.000	6.500	131.974	1,478	6.500	0.00%
Lebanon / 20-03-2028	USD	500.00	893.20	6.650	100.000	6.000	7.000	6.500	130.402	1,590	6.500	0.00%
Lebanon / 03-11-2028	USD	700.00	1,700.00	7.000	100.000	6.000	7.000	6.500	97.516	1,818	6.500	0.00%
Lebanon / 25-05-2029	USD	1,000.00	1,000.00	6.850	100.000	6.000	7.000	6.500	113.633	2,021	6.500	0.00%
Lebanon / 27-11-2029	USD	1,500.00	1,500.00	11.500	100.000	5.875	6.875	6.375	174.335	2,207	6.375	0.00%
Lebanon / 26-02-2030	USD	1,400.00	1,400.00	6.650	100.000	6.000	7.000	6.500	93.365	2,298	6.500	0.00%
Lebanon / 22-04-2031	USD	300.00	300.00	7.000	100.000	6.000	7.000	6.500	85.176	2,718	6.500	0.00%
Lebanon / 20-11-2031	USD	1,000.00	2,500.00	7.150	100.000	6.000	7.000	6.500	110.072	2,930	6.500	0.00%
Lebanon / 23-03-2032	USD	1,000.00	1,000.00	7.000	100.000	6.000	7.000	6.500	86.438	3,054	6.500	0.00%
Lebanon / 17-05-2033	USD	1,500.00	1,500.00	8.200	100.000	6.000	7.000	6.500	125.643	3,474	6.500	0.00%
Lebanon / 17-05-2034	USD	1,500.00	1,500.00	8.250	100.000	6.000	7.000	6.500	126.297	3,839	6.500	0.00%
Lebanon / 27-07-2035	USD	1,500.00	1,500.00	12.000	100.000	5.875	6.875	6.375	150.415	4,275	6.375	0.00%
Lebanon / 02-11-2035	USD	600.00	600.00	7.050	100.000	6.000	7.000	6.500	79.566	4,373	6.500	0.00%
Lebanon / 23-03-2037	USD	750.00	750.00	7.250	100.000	6.000	7.000	6.500	86.471	4,880	6.375	1.96%
TOTAL PUBLIC SECTOR EUROBONDS		28,382.469	31,314.13									

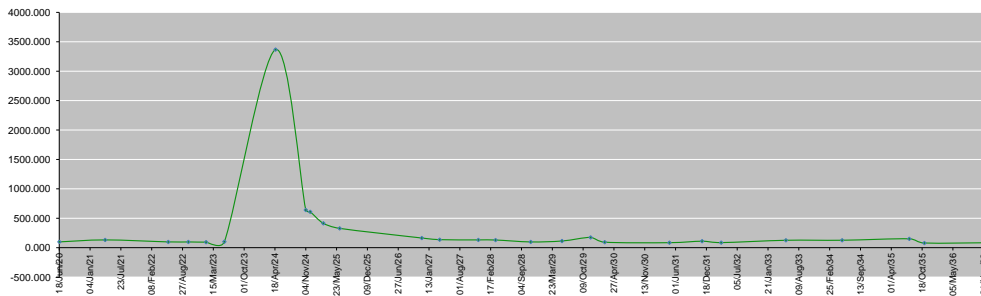
BDL EURO CDS												
MATURITY	SIZE MM	TYPE	COUPON	Issue P.	BID \$	Ask \$	MID. P	YIELD	SPREAD	DURATION	CONVEXITY	
Not Available												

LEBANESE PRIVATE SECTOR DEBT												
MATURITY	SIZE MM	TYPE	COUPON	Issue P.	BID \$	Ask \$	MID. P	YIELD	SPREAD	DURATION	CONVEXITY	
In												

World Yields in Native Terms	O/N	3 Months	6 Months	9 Months	1 Year	2 Years	3 Years	5 Years	7 Years	10 Years	30 Years
In											
In											
In											
In											

Libor	USD	EUR	JPY	GBP	Spot Rates	Bid	Ask
In							
In							
In							
In							
In							

Lebanese Republic USD Eurobonds Yield Curve



Disclaimer: The Capital Markets Authority (CMA) publishes reports for general information purposes only. However, under no circumstances the CMA will accept any responsibility or liability in connection with the use of the information provided in these reports or on this website.
(Source: Thomson Reuters Eikon)

Contact us by email: research@cma.gov.lb