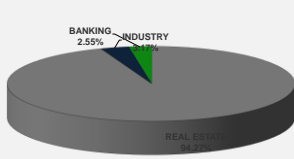


LISTED COMPANIES	LISTED SHARES	LISTED MARKET CAP.	TOTAL ORDINARY SHARES	PREFERRED SHARES	PREFERRED SHARES ISSUE PRICE	TOTAL MARKET CAP.	CUR.	TRADED VOLUME	TRADED VALUE (USD)	OPEN PRICE	HIGH PRICE	LOW PRICE	CLOSING PRICE	% CHANGE	PREVIOUS PRICE
	(MM)	(MM \$)	(MM)	(MM)	USD	(MM \$)									
SOLIDERE A	100.00	7,685.00	100.00			7,685.00	USD	22,410	1,665,471	76.05	77.00	75.80	76.85	-1.13%	75.10
SOLIDERE B	65.00	4,949.75	65.00			4,949.75	USD	69,875	4,935,334	76.50	77.00	75.10	76.15	-0.32%	77.15
BLC LISTED SHARES	71.03	66.06	214.00			199.02	USD	-	-	-	-	-	0.93	0.00%	0.93
BLC PREFERRED "D"	0.75	44.63		0.75		-	USD	-	-	-	-	-	59.50	0.00%	59.50
BLC PREFERRED "E"	0.26	15.68		0.26		-	USD	-	-	-	-	-	59.50	0.00%	59.50
BANQUE AUDI	588.54	1,294.79	588.54			1,294.79	USD	-	-	-	-	-	2.20	0.00%	2.34
BANQUE AUDI GDR	119.64	162.71	119.64			162.71	USD	500	680	1.36	1.36	1.36	1.36	0.00%	1.14
BANQUE AUDI PREFERRED "H"	0.75	55.50		0.75	100.00	-	USD	-	-	-	-	-	74.00	0.00%	74.00
BANQUE AUDI PREFERRED "I"	2.50	107.25		2.50	100.00	-	USD	-	-	-	-	-	42.90	0.00%	42.90
BANQUE AUDI PREFERRED "J"	2.75	115.50		2.75	100.00	-	USD	-	-	-	-	-	42.00	0.00%	42.00
BANK OF BEIRUT	25.56	383.37	61.00			914.96	USD	-	-	-	-	-	15.00	0.00%	15.00
BANK OF BEIRUT PREFERRED SHARES "H"	5.40	135.00		5.40	25.00	-	USD	-	-	-	-	-	25.00	0.00%	25.00
BANK OF BEIRUT PREFERRED SHARES "I"	5.00	125.00		5.00	25.00	-	USD	-	-	-	-	-	25.00	0.00%	25.00
BANK OF BEIRUT PREFERRED SHARES "J"	3.00	75.00		3.00	25.00	-	USD	-	-	-	-	-	25.00	0.00%	25.00
BANK OF BEIRUT PREFERRED SHARES "K"	4.00	100.00		4.00	25.00	-	USD	-	-	-	-	-	25.00	0.00%	25.00
BYBLOS BANK	565.52	452.41	565.52			452.41	USD	-	-	-	-	-	0.80	0.00%	0.70
BYBLOS BANK PREFERRED SHARES 2008	2.00	54.00		2.00	100.00	-	USD	-	-	-	-	-	27.00	0.00%	27.00
BYBLOS BANK PREFERRED SHARES 2009	2.00	59.98		2.00	96.00	-	USD	-	-	-	-	-	29.99	0.00%	29.99
BEMO Bank	77.50	96.88	77.50			96.88	USD	-	-	-	-	-	1.25	0.00%	1.25
BEMO PREFERRED 2013	0.35	17.50		0.35	100.00	-	USD	-	-	-	-	-	50.00	0.00%	50.00
BLOM BANK GDR	73.90	184.74	73.90			184.74	USD	2,000	5,000	2.50	2.50	2.50	2.50	-0.39%	2.51
BLOM BANK	215.00	688.00	215.00			688.00	USD	-	-	-	-	-	3.20	0.00%	3.00
HOLCIM Liban	19.52	1,288.06	19.52			1,288.06	USD	-	-	-	-	-	66.00	6.36%	62.05
STE DES CEMENTS BLANCS N	9.00	207.00	9.00			207.00	USD	3,106	71,438	23.00	23.00	23.00	23.00	0.00%	23.60
OVER THE COUNTER MARKET															
BYBLOS BANK GDR	1.31	26.18	1.31			26.18	USD	-	-	-	-	-	20.00	0.00%	20.00
TOTAL EXECUTED	1,960.27	18,389.98	2,108.60	28.76		18,123.31		97,891.00	6,677,923.00						
Official USD Closing		15,000													

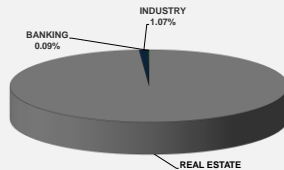
LEBANESE GLOBAL DEPOSITORY RECEIPTS	SHARES MM	BID \$	ASK \$	MID PRICE \$

STOCK INDEX	VALUE	PREVIOUS VALUE	% OF CHANGE
	10/11/23		
MARKET VALUE WEIGHTED INDEX	3,457.14	3,502.70	-1.30%
NUMBER OF TRANSACTIONS	26		

BEIRUT STOCK EXCHANGE DAILY TRADING VOLUME



BEIRUT STOCK EXCHANGE DAILY TRADING VALUE \$



Disclaimer: The Capital Markets Authority (CMA) publishes reports for general information purposes only. However, under no circumstances the CMA will accept any responsibility or liability in connection with the use of the information provided in these reports or on this website. (Source: Thomson Reuters Eikon)

Contact us by email: research@cma.gov.lb

MATURITY	CURRENCY	ISSUED AMMOUNT (MM)	OUTSTANDING AMOUNT (MM)	COUPON	ISSUE P.	BID\$	ASK\$	MID. P	YIELD	Days to MTY
Lebanon / 9-03-2020	USD	1,200.00	1,200.00	6.375	100.000	7.750	8.750	8.250	77.273	(1,295)
Lebanon / 12-04-2020	USD	700.00	700.00	5.800	100.000	7.750	8.750	8.250	70.303	(1,259)
Lebanon / 19-06-2020	USD	600.00	600.00	6.150	100.000	7.750	8.750	8.250	74.545	(1,193)
Lebanon / 12-04-2021	USD	2,092.47	2,092.47	8.250	100.000	7.875	8.875	8.375	98.507	(896)
Lebanon / 27-05-2022	USD	500.00	500.00	6.250	100.000	7.750	8.750	8.250	75.758	(486)
Lebanon / 04-10-2022	USD	1,540.00	1,540.00	6.100	100.000	7.750	8.750	8.250	73.939	(356)
Lebanon / 27-01-2023	USD	1,100.00	1,100.00	6.000	100.000	7.750	8.750	8.250	72.727	(241)
Lebanon / 26-05-2023	USD	500.00	500.00	6.400	100.000	7.750	8.750	8.250	77.576	(122)
Lebanon / 22-04-2024	USD	700.00	700.00	6.650	100.000	7.875	8.875	8.375	1635.996	210
Lebanon / 04-11-2024	USD	500.00	538.47	6.250	100.000	7.875	8.875	8.375	453.577	406
Lebanon / 03-12-2024	USD	250.00	250.00	7.000	100.000	7.750	8.750	8.250	408.535	435
Lebanon / 26-02-2025	USD	800.00	800.00	6.200	100.000	7.875	8.875	8.375	299.446	520
Lebanon / 12-06-2025	USD	800.00	800.00	6.250	100.000	7.625	8.625	8.125	246.389	626
Lebanon / 27-11-2026	USD	1,600.00	1,600.00	6.600	100.000	7.875	8.875	8.375	129.236	1,159
Lebanon / 23-03-2027	USD	1,250.00	1,250.00	6.850	100.000	7.875	8.875	8.375	110.744	1,275
Lebanon / 29-11-2027	USD	1,000.00	1,000.00	6.750	100.000	7.875	8.875	8.375	104.772	1,526
Lebanon / 20-03-2028	USD	500.00	893.20	6.650	100.000	7.750	8.750	8.250	103.307	1,638
Lebanon / 03-11-2028	USD	700.00	1,700.00	7.000	100.000	7.875	8.875	8.375	94.035	1,866
Lebanon / 25-05-2029	USD	1,000.00	1,000.00	6.850	100.000	7.750	8.750	8.250	89.031	2,069
Lebanon / 27-11-2029	USD	1,500.00	1,500.00	11.500	100.000	7.875	8.875	8.375	121.341	2,255
Lebanon / 26-02-2030	USD	1,400.00	1,400.00	6.650	100.000	7.875	8.875	8.375	74.917	2,346
Lebanon / 22-04-2031	USD	300.00	300.00	7.000	100.000	7.875	8.875	8.375	84.265	2,766
Lebanon / 20-11-2031	USD	1,000.00	2,500.00	7.150	100.000	7.875	8.875	8.375	80.880	2,978
Lebanon / 23-03-2032	USD	1,000.00	1,000.00	7.000	100.000	7.875	8.875	8.375	67.969	3,102
Lebanon / 17-05-2033	USD	1,500.00	1,500.00	8.200	100.000	7.750	8.750	8.250	90.535	3,522
Lebanon / 17-05-2034	USD	1,500.00	1,500.00	8.250	100.000	8.000	9.000	8.500	88.261	3,887
Lebanon / 27-07-2035	USD	1,500.00	1,500.00	12.000	100.000	7.875	8.875	8.375	107.793	4,323
Lebanon / 02-11-2035	USD	600.00	600.00	7.050	100.000	7.875	8.875	8.375	79.028	4,421
Lebanon / 23-03-2037	USD	750.00	750.00	7.250	100.000	8.000	9.000	8.500	65.175	4,928
TOTAL PUBLIC SECTOR EUROBONDS		28,382.469	31,314.13							

BDL EURO CDS

MATURITY	SIZE MM	TYPE	COUPON	Issue P.	BID \$	Ask \$	MID. P	YIELD	SPREAD	DURATION	CONVEXITY
Not Available											

LEBANESE PRIVATE SECTOR DEBT

MATURITY	SIZE MM	TYPE	COUPON	Issue P.	BID \$	Ask \$	MID. P	YIELD	SPREAD	DURATION	CONVEXITY

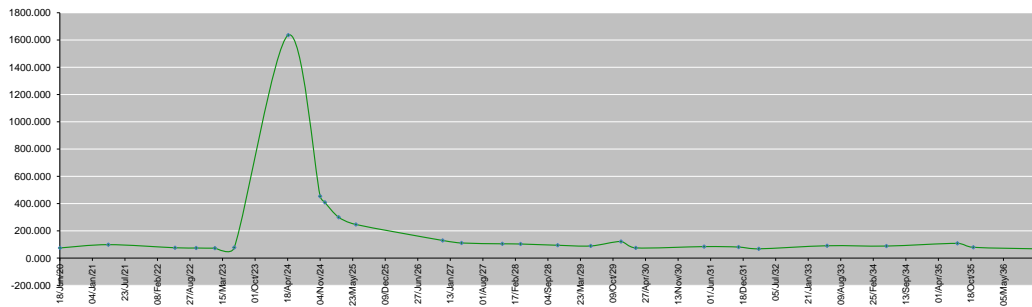
World Yields in Native Terms

O/N	3 Months	6 Months	9 Months	1 Year	2 Years	3 Years	5 Years	7 Years	10 Years	30 Years

Libor	USD	EUR	JPY	GBP

Spot Rates	Bid	Ask

Lebanese Republic USD Eurobonds Yield Curve



Disclaimer: The Capital Markets Authority (CMA) publishes reports for general information purposes only. However, under no circumstances the CMA will accept any responsibility or liability in connection with the use of the information provided in these reports or on this website.
(Source: Thomson Reuters Eikon)

Contact us by email: research@cma.oov.lb