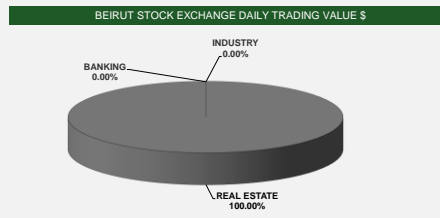
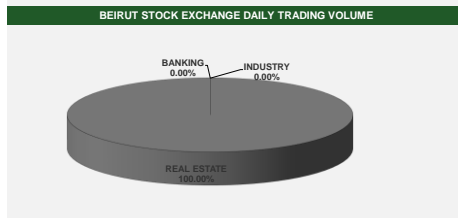


LISTED COMPANIES	LISTED SHARES (MM)	LISTED MARKET CAP. (MM \$)	TOTAL ORDINARY SHARES (MM)	PREFERRED SHARES (MM)	PREFERRED SHARES ISSUE PRICE USD	TOTAL MARKET CAP. (MM \$)	CUR.	TRADED VOLUME	TRADED VALUE (USD)	OPEN PRICE	HIGH PRICE	LOW PRICE	CLOSING PRICE	% CHANGE	PREVIOUS PRICE
SOLIDERE A	100.00	7,505.00	100.00			7,505.00	USD	2,751	207,885	76.00	77.00	73.25	75.05	-0.92%	75.75
SOLIDERE B	65.00	4,979.00	65.00			4,979.00	USD	2,049	156,682	75.95	77.00	74.35	76.60	3.16%	74.25
BLC LISTED SHARES	71.03	66.06	214.00			199.02	USD	-	-	-	-	-	0.93	0.00%	0.93
BLC PREFERRED "D"	0.75	44.63		0.75		-	USD	-	-	-	-	-	59.50	0.00%	59.50
BLC PREFERRED "E"	0.26	15.68		0.26		-	USD	-	-	-	-	-	59.50	0.00%	59.50
BANQUE AUDI	588.54	1,294.79	588.54			1,294.79	USD	-	-	-	-	-	2.20	0.00%	2.20
BANQUE AUDI GDR	119.64	162.71	119.64			162.71	USD	-	-	-	-	-	1.36	0.00%	1.36
BANQUE AUDI PREFERRED "H"	0.75	55.50		0.75	100.00	-	USD	-	-	-	-	-	74.00	0.00%	74.00
BANQUE AUDI PREFERRED "I"	2.50	107.25		2.50	100.00	-	USD	-	-	-	-	-	42.90	0.00%	42.90
BANQUE AUDI PREFERRED "J"	2.75	115.50		2.75	100.00	-	USD	-	-	-	-	-	42.00	0.00%	42.00
BANK OF BEIRUT	25.56	383.37	61.00			914.96	USD	-	-	-	-	-	15.00	0.00%	15.00
BANK OF BEIRUT PREFERRED SHARES "H"	5.40	135.00		5.40	25.00	-	USD	-	-	-	-	-	25.00	0.00%	25.00
BANK OF BEIRUT PREFERRED SHARES "I"	5.00	125.00		5.00	25.00	-	USD	-	-	-	-	-	25.00	0.00%	25.00
BANK OF BEIRUT PREFERRED SHARES "J"	3.00	75.00		3.00	25.00	-	USD	-	-	-	-	-	25.00	0.00%	25.00
BANK OF BEIRUT PREFERRED SHARES "K"	4.00	100.00		4.00	25.00	-	USD	-	-	-	-	-	25.00	0.00%	25.00
BYBLOS BANK	565.52	452.41	565.52			452.41	USD	-	-	-	-	-	0.80	0.00%	0.80
BYBLOS BANK PREFERRED SHARES 2008	2.00	54.00		2.00	100.00	-	USD	-	-	-	-	-	27.00	0.00%	27.00
BYBLOS BANK PREFERRED SHARES 2009	2.00	59.98		2.00	96.00	-	USD	-	-	-	-	-	29.99	0.00%	29.99
BEMO Bank	77.50	96.88	77.50			96.88	USD	-	-	-	-	-	1.25	0.00%	1.25
BEMO PREFERRED 2013	0.35	17.50		0.35	100.00	-	USD	-	-	-	-	-	50.00	0.00%	50.00
BLOM BANK GDR	73.90	184.00	73.90			184.00	USD	-	-	-	-	-	2.49	0.00%	2.49
BLOM BANK	215.00	688.00	215.00			688.00	USD	-	-	-	-	-	3.20	0.00%	3.20
HOLCIM Liban	19.52	1,288.06	19.52			1,288.06	USD	-	-	-	-	-	66.00	0.00%	66.00
STE DES CIMENTS BLANCS N	9.00	207.00	9.00			207.00	USD	-	-	-	-	-	23.00	0.00%	23.00
OVER THE COUNTER MARKET															
BYBLOS BANK GDR	1.31	26.18	1.31			26.18	USD	-	-	-	-	-	20.00	0.00%	20.00
TOTAL EXECUTED	1,960.27	18,238.49	2,108.60	28.76		17,971.82		4,800.00	364,567.00						
Official USD Closing	15,000														

LEBANESE GLOBAL DEPOSITORY RECEIPTS	SHARES MM	BID \$	ASK \$	MID PRICE \$

STOCK INDEX	VALUE	PREVIOUS VALUE	% OF CHANGE
	10/15/23		
MARKET VALUE WEIGHTED INDEX	3,375.47	3,331.11	1.33%
NUMBER OF TRANSACTIONS	15		



Disclaimer: The Capital Markets Authority (CMA) publishes reports for general information purposes only. However, under no circumstances the CMA will accept any responsibility or liability in connection with the use of the information provided in these reports or on this website. (Source: Thomson Reuters Eikon)

Contact us by email: research@cma.gov.lb

MATURITY	CURRENCY	ISSUED AMMOUNT (MM)	OUTSTANDING AMOUNT (MM)	COUPON	ISSUE P.	BIDS	ASKS	MID. P.	YIELD	Days to MTY	Previous Closing	% Change
Lebanon / 9-03-2020	USD	1,203.00	1,200.00	6.375	100.000	6.625	7.625	7.125	89.474	(1,315)	7.125	0.00%
Lebanon / 12-04-2020	USD	700.00	700.00	5.800	100.000	6.500	7.500	7.000	82.857	(1,279)	7.125	-1.75%
Lebanon / 19-06-2020	USD	600.00	600.00	6.150	100.000	6.500	7.500	7.000	87.857	(1,213)	7.125	-1.75%
Lebanon / 12-04-2021	USD	2,092.47	2,092.47	8.250	100.000	6.125	8.125	7.125	115.789	(916)	7.125	0.00%
Lebanon / 27-05-2022	USD	500.00	500.00	6.250	100.000	6.625	7.625	7.125	87.719	(506)	7.250	-1.72%
Lebanon / 04-10-2022	USD	1,540.00	1,540.00	6.100	100.000	6.625	7.625	7.125	85.614	(376)	7.250	-1.72%
Lebanon / 27-01-2023	USD	1,100.00	1,100.00	6.000	100.000	6.625	7.625	7.125	84.211	(261)	7.125	0.00%
Lebanon / 26-05-2023	USD	500.00	500.00	6.400	100.000	6.625	7.625	7.125	89.825	(142)	7.125	0.00%
Lebanon / 22-04-2024	USD	700.00	700.00	6.650	100.000	6.625	7.625	7.125	2536.543	190	7.125	0.00%
Lebanon / 04-11-2024	USD	500.00	538.47	6.250	100.000	6.625	7.625	7.125	557.194	386	7.250	-1.72%
Lebanon / 03-12-2024	USD	250.00	250.00	7.000	100.000	6.500	7.500	7.000	495.706	415	7.125	-1.75%
Lebanon / 26-02-2025	USD	800.00	800.00	6.200	100.000	6.625	7.625	7.125	351.876	500	7.250	-1.72%
Lebanon / 12-06-2025	USD	800.00	800.00	6.250	100.000	6.625	7.625	7.125	280.688	606	7.250	-1.72%
Lebanon / 27-11-2025	USD	1,600.00	1,600.00	6.600	100.000	6.625	7.625	7.125	146.468	1,139	7.000	1.79%
Lebanon / 23-03-2027	USD	1,250.00	1,250.00	6.850	100.000	6.625	7.625	7.125	123.741	1,255	7.250	-1.72%
Lebanon / 29-11-2027	USD	1,000.00	1,000.00	6.750	100.000	6.625	7.625	7.125	118.998	1,506	7.000	1.79%
Lebanon / 20-03-2028	USD	500.00	893.20	6.650	100.000	6.625	7.625	7.125	116.898	1,618	7.125	0.00%
Lebanon / 03-11-2028	USD	700.00	1,700.00	7.000	100.000	6.625	7.625	7.125	108.076	1,846	7.250	-1.72%
Lebanon / 25-05-2029	USD	1,000.00	1,000.00	6.850	100.000	6.625	7.625	7.125	101.375	2,049	7.250	-1.72%
Lebanon / 27-11-2029	USD	1,500.00	1,500.00	11.500	100.000	6.250	7.250	6.750	152.709	2,235	6.875	-1.82%
Lebanon / 26-02-2030	USD	1,400.00	1,400.00	6.650	100.000	6.625	7.625	7.125	84.838	2,326	7.250	-1.72%
Lebanon / 22-04-2031	USD	300.00	300.00	7.000	100.000	6.625	7.625	7.125	100.284	2,746	7.250	-1.72%
Lebanon / 20-11-2031	USD	1,000.00	2,500.00	7.150	100.000	6.625	7.625	7.125	95.818	2,958	7.250	-1.72%
Lebanon / 23-03-2032	USD	1,000.00	1,000.00	7.000	100.000	6.625	7.625	7.125	77.895	3,082	7.250	-1.72%
Lebanon / 17-05-2033	USD	1,500.00	1,500.00	8.200	100.000	6.625	7.625	7.125	107.731	3,502	7.250	-1.72%
Lebanon / 17-05-2034	USD	1,500.00	1,500.00	8.250	100.000	6.375	7.375	6.875	111.838	3,867	6.875	0.00%
Lebanon / 27-07-2035	USD	1,500.00	1,500.00	12.000	100.000	6.500	7.500	7.000	130.139	4,303	7.000	0.00%
Lebanon / 02-11-2035	USD	600.00	600.00	7.050	100.000	6.500	7.500	7.000	97.319	4,401	7.250	-3.45%
Lebanon / 23-03-2037	USD	750.00	750.00	7.250	100.000	6.500	7.500	7.000	78.115	4,908	7.375	-5.08%
TOTAL PUBLIC SECTOR EUROBONDS		28,382.469	31,314.13									

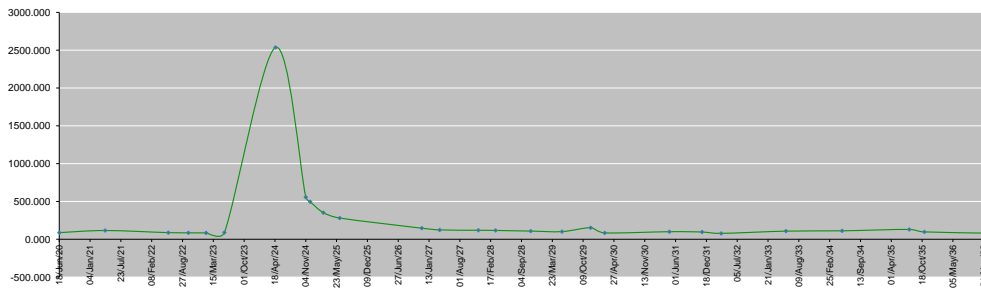
BDL EURO CDS												
MATURITY	SIZE MM	TYPE	COUPON	Issue P.	BID \$	Ask \$	MID. P	YIELD	SPREAD	DURATION	CONVEXITY	
Not Available												

LEBANESE PRIVATE SECTOR DEBT												
MATURITY	SIZE MM	TYPE	COUPON	Issue P.	BID \$	Ask \$	MID. P	YIELD	SPREAD	DURATION	CONVEXITY	
In												

World Yields in Native Terms	O/N	3 Months	6 Months	9 Months	1 Year	2 Years	3 Years	5 Years	7 Years	10 Years	30 Years
In											
In											
In											

Libor	USD	EUR	JPY	GBP	Spot Rates	Bid	Ask
In							
In							
In							
In							
In							

Lebanese Republic USD Eurobonds Yield Curve



Disclaimer: The Capital Markets Authority (CMA) publishes reports for general information purposes only. However, under no circumstances the CMA will accept any responsibility or liability in connection with the use of the information provided in these reports or on this website.
(Source: Thomson Reuters Eikon)

Contact us by email: research@cma.gov.lb