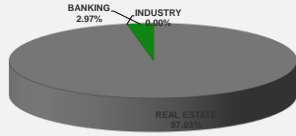


LISTED COMPANIES	LISTED SHARES (MM)	LISTED MARKET CAP. (MM \$)	TOTAL ORDINARY SHARES (MM)	PREFERRED SHARES (MM)	PREFERRED SHARES ISSUE PRICE USD	TOTAL MARKET CAP. (MM \$)	CUR.	TRADED VOLUME	TRADED VALUE (USD)	OPEN PRICE	HIGH PRICE	LOW PRICE	CLOSING PRICE	% CHANGE	PREVIOUS PRICE
SOLIDERE A	100.00	7,460.00	100.00			7,460.00	USD	13,173	978,921	74.00	74.95	73.55	74.60	-0.06%	74.65
SOLIDERE B	65.00	4,826.25	65.00			4,826.25	USD	3,141	234,349	74.05	77.00	73.25	74.25	-1.26%	75.20
BLC LISTED SHARES	71.03	66.06	214.00			199.02	USD	-	-	-	-	-	0.93	0.00%	0.93
BLC PREFERRED "D"	0.75	44.63		0.75		-	USD	-	-	-	-	-	59.50	0.00%	59.50
BLC PREFERRED "E"	0.26	15.68		0.26		-	USD	-	-	-	-	-	59.50	0.00%	59.50
BANQUE AUDI	588.54	1,294.79	588.54			1,294.79	USD	-	-	-	-	-	2.20	0.00%	2.20
BANQUE AUDI GDR	119.64	162.71	119.64			162.71	USD	-	-	-	-	-	1.36	0.00%	1.36
BANQUE AUDI PREFERRED "H"	0.75	55.50		0.75	100.00	-	USD	-	-	-	-	-	74.00	0.00%	74.00
BANQUE AUDI PREFERRED "I"	2.50	107.25		2.50	100.00	-	USD	-	-	-	-	-	42.90	0.00%	42.90
BANQUE AUDI PREFERRED "J"	2.75	115.50		2.75	100.00	-	USD	-	-	-	-	-	42.00	0.00%	42.00
BANK OF BEIRUT	25.56	383.37	61.00			914.96	USD	-	-	-	-	-	15.00	0.00%	15.00
BANK OF BEIRUT PREFERRED SHARES "H"	5.40	135.00		5.40	25.00	-	USD	-	-	-	-	-	25.00	0.00%	25.00
BANK OF BEIRUT PREFERRED SHARES "I"	5.00	125.00		5.00	25.00	-	USD	-	-	-	-	-	25.00	0.00%	25.00
BANK OF BEIRUT PREFERRED SHARES "J"	3.00	75.00		3.00	25.00	-	USD	-	-	-	-	-	25.00	0.00%	25.00
BANK OF BEIRUT PREFERRED SHARES "K"	4.00	100.00		4.00	25.00	-	USD	-	-	-	-	-	25.00	0.00%	25.00
BYBLOS BANK	565.52	435.45	565.52			435.45	USD	500	385	0.77	0.77	0.77	0.77	-3.75%	0.80
BYBLOS BANK PREFERRED SHARES 2008	2.00	54.00		2.00	100.00	-	USD	-	-	-	-	-	27.00	0.00%	27.00
BYBLOS BANK PREFERRED SHARES 2009	2.00	59.98		2.00	96.00	-	USD	-	-	-	-	-	29.99	0.00%	29.99
BEMO Bank	77.50	96.88	77.50			96.88	USD	-	-	-	-	-	1.25	0.00%	1.25
BEMO PREFERRED 2013	0.35	17.50		0.35	100.00	-	USD	-	-	-	-	-	50.00	0.00%	50.00
BLOM BANK GDR	73.90	184.00	73.90			184.00	USD	-	-	-	-	-	2.49	0.00%	2.49
BLOM BANK	215.00	688.00	215.00			688.00	USD	-	-	-	-	-	3.20	0.00%	3.20
HOLCIM Liban	19.52	1,288.06	19.52			1,288.06	USD	-	-	-	-	-	66.00	0.00%	66.00
STE DES CIMENTS BLANCS N	9.00	207.00	9.00			207.00	USD	-	-	-	-	-	23.00	0.00%	23.00
<b>OVER THE COUNTER MARKET</b>															
BYBLOS BANK GDR	1.31	26.18	1.31			26.18	USD	-	-	-	-	-	20.00	0.00%	20.00
<b>TOTAL EXECUTED</b>	<b>1,960.27</b>	<b>18,023.78</b>	<b>2,108.60</b>	<b>28.76</b>		<b>17,757.10</b>		<b>16,814.00</b>	<b>1,213,655.00</b>						
Official USD Closing	15,000														

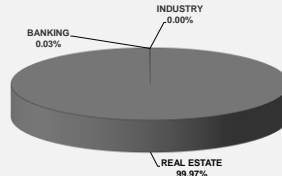
LEBANESE GLOBAL DEPOSITARY RECEIPTS	SHARES MM	BID \$	ASK \$	MID PRICE \$

STOCK INDEX	VALUE	PREVIOUS VALUE	% OF CHANGE
	10/17/23		
MARKET VALUE WEIGHTED INDEX	3,270.09		#DIV/0!
NUMBER OF TRANSACTIONS	29		

BEIRUT STOCK EXCHANGE DAILY TRADING VOLUME



BEIRUT STOCK EXCHANGE DAILY TRADING VALUE \$



**Disclaimer:** The Capital Markets Authority (CMA) publishes reports for general information purposes only. However, under no circumstances the CMA will accept any responsibility or liability in connection with the use of the information provided in these reports or on this website. (Source: Thomson Reuters Eikon)

Contact us by email: [research@cma.gov.lb](mailto:research@cma.gov.lb)

MATURITY	CURRENCY	ISSUED AMMOUNT (MM)	OUTSTANDING AMOUNT (MM)	COUPON	ISSUE P.	BID \$	ASK \$	MID. P	YIELD	Days to MTY	Previous Closing	% Change
Lebanon / 9-03-2020	USD	1,200.00	1,200.00	6.375	100.000	6.500	7.500	7.000	91.071	(1,317)	7.125	-1.75%
Lebanon / 12-04-2020	USD	700.00	700.00	5.800	100.000	6.375	7.375	6.875	84.364	(1,281)	7.125	-3.51%
Lebanon / 19-06-2020	USD	600.00	600.00	6.150	100.000	6.375	7.375	6.875	89.455	(1,215)	7.125	-3.51%
Lebanon / 12-04-2021	USD	2,092.47	2,092.47	8.250	100.000	6.250	7.250	6.750	122.222	(918)	7.125	-5.26%
Lebanon / 27-05-2022	USD	500.00	500.00	6.250	100.000	6.375	7.375	6.875	90.909	(508)	7.250	-5.17%
Lebanon / 04-10-2022	USD	1,540.00	1,540.00	6.100	100.000	6.500	7.500	7.000	87.143	(378)	7.250	-3.45%
Lebanon / 27-01-2023	USD	1,100.00	1,100.00	6.000	100.000	6.375	7.375	6.875	87.273	(263)	7.125	-3.51%
Lebanon / 26-05-2023	USD	500.00	500.00	6.400	100.000	6.250	7.250	6.750	94.815	(144)	7.125	-5.26%
Lebanon / 22-04-2024	USD	700.00	700.00	6.650	100.000	6.500	7.500	7.000	2666.091	188	7.125	-1.75%
Lebanon / 04-11-2024	USD	500.00	538.47	6.250	100.000	6.375	7.375	6.875	576.822	384	7.250	-5.17%
Lebanon / 03-12-2024	USD	250.00	250.00	7.000	100.000	6.375	7.375	6.875	506.179	413	7.125	-3.51%
Lebanon / 26-02-2025	USD	800.00	800.00	6.200	100.000	6.500	7.500	7.000	358.007	498	7.250	-3.45%
Lebanon / 12-06-2025	USD	800.00	800.00	6.250	100.000	6.625	7.625	7.125	282.279	604	7.250	-1.72%
Lebanon / 27-11-2026	USD	1,600.00	1,600.00	6.600	100.000	6.375	7.375	6.875	150.020	1,137	7.000	-1.79%
Lebanon / 23-03-2027	USD	1,250.00	1,250.00	6.850	100.000	6.500	7.500	7.000	125.228	1,253	7.250	-3.45%
Lebanon / 29-11-2027	USD	1,000.00	1,000.00	6.750	100.000	6.500	7.500	7.000	120.684	1,504	7.000	0.00%
Lebanon / 20-03-2028	USD	500.00	893.20	6.650	100.000	6.500	7.500	7.000	118.643	1,616	7.125	-1.75%
Lebanon / 03-11-2028	USD	700.00	1,700.00	7.000	100.000	6.500	7.500	7.000	109.782	1,844	7.250	-3.45%
Lebanon / 25-05-2029	USD	1,000.00	1,000.00	6.850	100.000	6.625	7.625	7.125	101.702	2,047	7.250	-1.72%
Lebanon / 27-11-2029	USD	1,500.00	1,500.00	11.500	100.000	6.375	7.375	6.875	151.110	2,233	6.875	0.00%
Lebanon / 26-02-2030	USD	1,400.00	1,400.00	6.650	100.000	6.500	7.500	7.000	86.018	2,324	7.250	-3.45%
Lebanon / 22-04-2031	USD	300.00	300.00	7.000	100.000	6.625	7.625	7.125	100.690	2,744	7.250	-1.72%
Lebanon / 20-11-2031	USD	1,000.00	2,500.00	7.150	100.000	6.500	7.500	7.000	97.679	2,956	7.250	-3.45%
Lebanon / 23-03-2032	USD	1,000.00	1,000.00	7.000	100.000	6.500	7.500	7.000	79.088	3,080	7.250	-3.45%
Lebanon / 17-05-2033	USD	1,500.00	1,500.00	8.200	100.000	6.500	7.500	7.000	110.018	3,500	7.250	-3.45%
Lebanon / 17-05-2034	USD	1,500.00	1,500.00	8.250	100.000	6.500	7.500	7.000	110.467	3,865	6.875	1.82%
Lebanon / 27-07-2035	USD	1,500.00	1,500.00	12.000	100.000	6.375	7.375	6.875	132.692	4,301	7.000	-1.79%
Lebanon / 02-11-2035	USD	600.00	600.00	7.050	100.000	6.375	7.375	6.875	99.457	4,399	7.250	-5.17%
Lebanon / 23-03-2037	USD	750.00	750.00	7.250	100.000	6.500	7.500	7.000	78.344	4,906	7.375	-5.08%
<b>TOTAL PUBLIC SECTOR EUROBONDS</b>		<b>28,382.469</b>	<b>31,314.13</b>									

BDL EURO CDS												
MATURITY	SIZE MM	TYPE	COUPON	Issue P.	BID \$	Ask \$	MID. P	YIELD	SPREAD	DURATION	CONVEXITY	
Not Available												

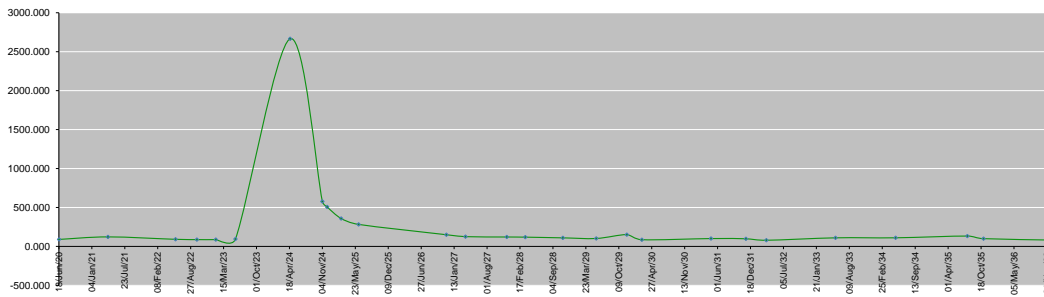
LEBANESE PRIVATE SECTOR DEBT												
MATURITY	SIZE MM	TYPE	COUPON	Issue P.	BID \$	Ask \$	MID. P	YIELD	SPREAD	DURATION	CONVEXITY	

World Yields in Native Terms	O/N	3 Months	6 Months	9 Months	1 Year	2 Years	3 Years	5 Years	7 Years	10 Years	30 Years

Libor	USD	EUR	JPY	GBP

Spot Rates	Bid	Ask

Lebanese Republic USD Eurobonds Yield Curve



Disclaimer: The Capital Markets Authority (CMA) publishes reports for general information purposes only. However, under no circumstances the CMA will accept any responsibility or liability in connection with the use of the information provided in these reports or on this website.  
(Source: Thomson Reuters Eikon)

Contact us by email: [research@cma.lov.lb](mailto:research@cma.lov.lb)