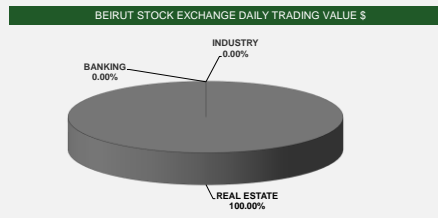
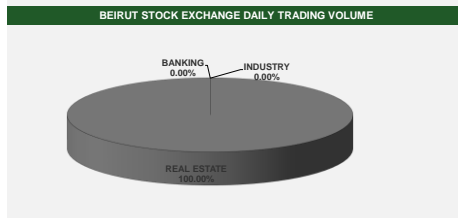


LISTED COMPANIES	LISTED SHARES (MM)	LISTED MARKET CAP. (MM \$)	TOTAL ORDINARY SHARES (MM)	PREFERRED SHARES (MM)	PREFERRED SHARES ISSUE PRICE USD	TOTAL MARKET CAP. (MM \$)	CUR.	TRADED VOLUME	TRADED VALUE (USD)	OPEN PRICE	HIGH PRICE	LOW PRICE	CLOSING PRICE	% CHANGE	PREVIOUS PRICE
SOLIDERE A	100.00	6,800.00	100.00			6,800.00	USD	2,278	154,938	69.50	69.50	67.00	68.00	-1.80%	69.25
SOLIDERE B	65.00	4,306.25	65.00			4,306.25	USD	3,500	231,922	67.00	67.00	65.45	66.25	1.14%	65.50
BLC LISTED SHARES	71.03	66.06	214.00			199.02	USD	-	-	-	-	-	0.93	0.00%	0.93
BLC PREFERRED "D"	0.75	44.63		0.75		-	USD	-	-	-	-	-	59.50	0.00%	59.50
BLC PREFERRED "E"	0.26	15.68		0.26		-	USD	-	-	-	-	-	59.50	0.00%	59.50
BANQUE AUDI	588.54	1,118.23	588.54			1,118.23	USD	-	-	-	-	-	1.90	0.00%	1.90
BANQUE AUDI GDR	119.64	166.30	119.64			166.30	USD	-	-	-	-	-	1.39	0.00%	1.39
BANQUE AUDI PREFERRED "H"	0.75	55.50		0.75	100.00	-	USD	-	-	-	-	-	74.00	0.00%	74.00
BANQUE AUDI PREFERRED "I"	2.50	107.25		2.50	100.00	-	USD	-	-	-	-	-	42.90	0.00%	42.90
BANQUE AUDI PREFERRED "J"	2.75	115.50		2.75	100.00	-	USD	-	-	-	-	-	42.00	0.00%	42.00
BANK OF BEIRUT	25.56	383.37	61.00			914.96	USD	-	-	-	-	-	15.00	0.00%	15.00
BANK OF BEIRUT PREFERRED SHARES "H"	5.40	135.00		5.40	25.00	-	USD	-	-	-	-	-	25.00	0.00%	25.00
BANK OF BEIRUT PREFERRED SHARES "I"	5.00	125.00		5.00	25.00	-	USD	-	-	-	-	-	25.00	0.00%	25.00
BANK OF BEIRUT PREFERRED SHARES "J"	3.00	75.00		3.00	25.00	-	USD	-	-	-	-	-	25.00	0.00%	25.00
BANK OF BEIRUT PREFERRED SHARES "K"	4.00	100.00		4.00	25.00	-	USD	-	-	-	-	-	25.00	0.00%	25.00
BYBLOS BANK	565.52	401.52	565.52			401.52	USD	-	-	-	-	-	0.71	0.00%	0.71
BYBLOS BANK PREFERRED SHARES 2008	2.00	54.00		2.00	100.00	-	USD	-	-	-	-	-	27.00	0.00%	27.00
BYBLOS BANK PREFERRED SHARES 2009	2.00	59.98		2.00	96.00	-	USD	-	-	-	-	-	29.99	0.00%	29.99
BEMO Bank	77.50	96.88	77.50			96.88	USD	-	-	-	-	-	1.25	0.00%	1.25
BEMO PREFERRED 2013	0.35	17.50		0.35	100.00	-	USD	-	-	-	-	-	50.00	0.00%	50.00
BLOM BANK GDR	73.90	184.74	73.90			184.74	USD	-	-	-	-	-	2.50	0.00%	2.50
BLOM BANK	215.00	645.00	215.00			645.00	USD	-	-	-	-	-	3.00	0.00%	3.00
HOLCIM Liban	19.52	1,191.45	19.52			1,191.45	USD	-	-	-	-	-	61.05	0.00%	61.05
STE DES CIMENTS BLANCS N	9.00	207.00	9.00			207.00	USD	-	-	-	-	-	23.00	0.00%	23.00
<b>OVER THE COUNTER MARKET</b>															
BYBLOS BANK GDR	1.31	26.18	1.31			26.18	USD	-	-	-	-	-	20.00	0.00%	20.00
<b>TOTAL EXECUTED</b>	<b>1,960.27</b>	<b>16,498.01</b>	<b>2,108.60</b>	<b>28.76</b>		<b>16,231.33</b>		<b>5,778.00</b>	<b>386,860.00</b>						
Official USD Closing	15,000														

LEBANESE GLOBAL DEPOSITORY RECEIPTS	SHARES MM	BID \$	ASK \$	MID PRICE \$

STOCK INDEX	VALUE	PREVIOUS VALUE	% OF CHANGE
	11/19/23		
MARKET VALUE WEIGHTED INDEX	2,675.48	2,713.61	-1.41%
NUMBER OF TRANSACTIONS	9		



**Disclaimer:** The Capital Markets Authority (CMA) publishes reports for general information purposes only. However, under no circumstances the CMA will accept any responsibility or liability in connection with the use of the information provided in these reports or on this website. (Source: Thomson Reuters Eikon)

Contact us by email: [research@cma.gov.lb](mailto:research@cma.gov.lb)

MATURITY	CURRENCY	ISSUED AMMOUNT (MM)	OUTSTANDING AMOUNT (MM)	COUPON	ISSUE P.	BIDS	ASK\$	MID. P	YIELD	Days to MTY	Previous Closing	% Change
Lebanon / 9-03-2020	USD	1,203.00	1,200.00	6.375	100.000	5.500	6.500	6.000	106.250	(1,350)	6.000	0.00%
Lebanon / 12-04-2020	USD	700.00	700.00	5.800	100.000	5.375	6.375	5.875	98.723	(1,314)	5.875	0.00%
Lebanon / 19-06-2020	USD	600.00	600.00	6.150	100.000	5.500	6.500	6.000	102.500	(1,248)	6.000	0.00%
Lebanon / 12-04-2021	USD	2,092.47	2,092.47	8.250	100.000	5.625	6.625	6.125	134.694	(951)	6.250	-2.00%
Lebanon / 27-05-2022	USD	500.00	500.00	6.250	100.000	5.750	6.750	6.250	100.000	(541)	6.250	0.00%
Lebanon / 04-10-2022	USD	1,540.00	1,540.00	6.100	100.000	5.750	6.750	6.250	97.600	(411)	6.250	0.00%
Lebanon / 27-01-2023	USD	1,100.00	1,100.00	6.000	100.000	5.750	6.750	6.250	96.000	(296)	6.250	0.00%
Lebanon / 26-05-2023	USD	500.00	500.00	6.400	100.000	5.750	6.750	6.250	102.400	(177)	6.250	0.00%
Lebanon / 22-04-2024	USD	700.00	700.00	6.650	100.000	5.750	6.750	6.250	3600.000	155	6.250	0.00%
Lebanon / 04-11-2024	USD	500.00	538.47	6.250	100.000	5.750	6.750	6.250	674.603	351	6.250	0.00%
Lebanon / 03-12-2024	USD	250.00	250.00	7.000	100.000	5.625	6.625	6.125	640.925	380	6.125	0.00%
Lebanon / 26-02-2025	USD	800.00	800.00	6.200	100.000	5.750	6.750	6.250	429.898	465	6.250	0.00%
Lebanon / 12-06-2025	USD	800.00	800.00	6.250	100.000	5.625	6.625	6.125	339.583	571	6.125	0.00%
Lebanon / 27-11-2026	USD	1,600.00	1,600.00	6.600	100.000	5.750	6.750	6.250	168.542	1,104	6.250	0.00%
Lebanon / 23-03-2027	USD	1,250.00	1,250.00	6.850	100.000	5.750	6.750	6.250	139.212	1,220	6.250	0.00%
Lebanon / 29-11-2027	USD	1,000.00	1,000.00	6.750	100.000	5.875	6.875	6.375	135.395	1,471	6.375	0.00%
Lebanon / 20-03-2028	USD	500.00	893.20	6.650	100.000	5.875	6.875	6.375	108.757	1,583	6.375	0.00%
Lebanon / 03-11-2028	USD	700.00	1,700.00	7.000	100.000	5.875	6.875	6.375	99.407	1,811	6.375	0.00%
Lebanon / 25-05-2029	USD	1,000.00	1,000.00	6.850	100.000	5.875	6.875	6.375	116.920	2,014	6.375	0.00%
Lebanon / 27-11-2029	USD	1,500.00	1,500.00	11.500	100.000	5.750	6.750	6.250	181.865	2,200	6.250	0.00%
Lebanon / 26-02-2030	USD	1,400.00	1,400.00	6.650	100.000	5.875	6.875	6.375	95.554	2,291	6.375	0.00%
Lebanon / 22-04-2031	USD	300.00	300.00	7.000	100.000	5.875	6.875	6.375	87.123	2,711	6.375	0.00%
Lebanon / 20-11-2031	USD	1,000.00	2,500.00	7.150	100.000	5.875	6.875	6.375	83.810	2,923	6.375	0.00%
Lebanon / 23-03-2032	USD	1,000.00	1,000.00	7.000	100.000	5.875	6.875	6.375	88.633	3,047	6.375	0.00%
Lebanon / 17-05-2033	USD	1,500.00	1,500.00	8.200	100.000	5.875	6.875	6.375	90.547	3,467	6.375	0.00%
Lebanon / 17-05-2034	USD	1,500.00	1,500.00	8.250	100.000	5.875	6.875	6.375	90.529	3,832	6.375	0.00%
Lebanon / 27-07-2035	USD	1,500.00	1,500.00	12.000	100.000	5.750	6.750	6.250	155.924	4,268	6.250	0.00%
Lebanon / 02-11-2035	USD	600.00	600.00	7.050	100.000	5.875	6.875	6.375	81.605	4,366	6.375	0.00%
Lebanon / 23-03-2037	USD	750.00	750.00	7.250	100.000	5.875	6.875	6.375	88.889	4,873	6.375	0.00%
<b>TOTAL PUBLIC SECTOR EUROBONDS</b>		<b>28,382.469</b>	<b>31,314.13</b>									

BDL EURO CDS												
MATURITY	SIZE MM	TYPE	COUPON	Issue P.	BID \$	Ask \$	MID. P	YIELD	SPREAD	DURATION	CONVEXITY	
Not Available												

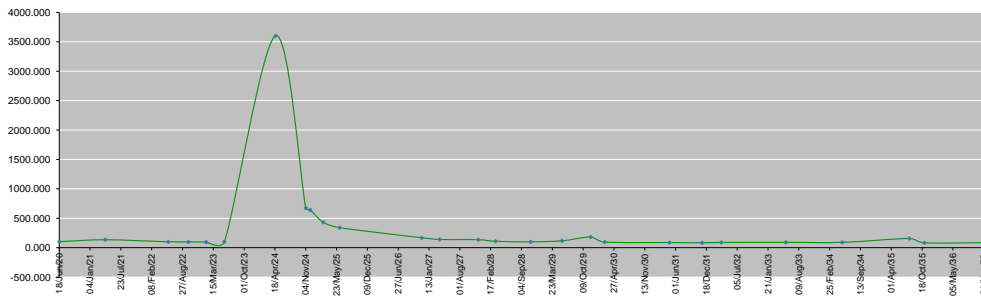
LEBANESE PRIVATE SECTOR DEBT												
MATURITY	SIZE MM	TYPE	COUPON	Issue P.	BID \$	Ask \$	MID. P	YIELD	SPREAD	DURATION	CONVEXITY	
In												

World Yields in Native Terms	O/N	3 Months	6 Months	9 Months	1 Year	2 Years	3 Years	5 Years	7 Years	10 Years	30 Years
In											
In											
In											
In											

Libor	USD	EUR	JPY	GBP
In				
In				
In				
In				
In				

Spot Rates	Bid	Ask
In		
In		
In		
In		
In		

Lebanese Republic USD Eurobonds Yield Curve



Disclaimer: The Capital Markets Authority (CMA) publishes reports for general information purposes only. However, under no circumstances the CMA will accept any responsibility or liability in connection with the use of the information provided in these reports or on this website.  
(Source: Thomson Reuters Eikon)

Contact us by email: [research@cma.gov.lb](mailto:research@cma.gov.lb)