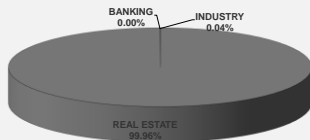


LISTED COMPANIES	LISTED SHARES	LISTED MARKET CAP.	TOTAL ORDINARY SHARES	PREFERRED SHARES	PREFERRED SHARES ISSUE PRICE	TOTAL MARKET CAP.	CUR.	TRADED VOLUME	TRADED VALUE (USD)	OPEN PRICE	HIGH PRICE	LOW PRICE	CLOSING PRICE	% CHANGE	PREVIOUS PRICE
	(MM)	(MM \$)	(MM)	(MM)	USD	(MM \$)									
SOLIDERE A	100.00	7,365.00	100.00			7,365.00	USD	11,469	854,910	72.70	76.00	72.70	73.65	-1.93%	75.10
SOLIDERE B	65.00	4,998.50	65.00			4,998.50	USD	2,744	211	76.90	78.00	74.00	76.90	6.06%	72.50
-															
BLC LISTED SHARES	71.03	66.06	214.00			199.02	USD	-	-	-	-	-	0.93	0.00%	0.93
BLC PREFERRED "D"	0.75	44.63		0.75		-	USD	-	-	-	-	-	59.50	0.00%	59.50
BLC PREFERRED "E"	0.26	15.68		0.26		-	USD	-	-	-	-	-	59.50	0.00%	59.50
BANQUE AUDI	588.54	1,294.79	588.54			1,294.79	USD	-	-	-	-	-	2.20	0.00%	2.20
BANQUE AUDI GDR	119.64	162.71	119.64			162.71	USD	-	-	-	-	-	1.36	0.00%	1.36
BANQUE AUDI PREFERRED "H"	0.75	55.50		0.75	100.00	-	USD	-	-	-	-	-	74.00	0.00%	74.00
BANQUE AUDI PREFERRED "I"	2.50	107.25		2.50	100.00	-	USD	-	-	-	-	-	42.90	0.00%	42.90
BANQUE AUDI PREFERRED "J"	2.75	115.50		2.75	100.00	-	USD	-	-	-	-	-	42.00	0.00%	42.00
BANK OF BEIRUT	25.56	383.37	61.00			914.96	USD	-	-	-	-	-	15.00	0.00%	15.00
BANK OF BEIRUT PREFERRED SHARES "H"	5.40	135.00		5.40	25.00	-	USD	-	-	-	-	-	25.00	0.00%	25.00
BANK OF BEIRUT PREFERRED SHARES "I"	5.00	125.00		5.00	25.00	-	USD	-	-	-	-	-	25.00	0.00%	25.00
BANK OF BEIRUT PREFERRED SHARES "J"	3.00	75.00		3.00	25.00	-	USD	-	-	-	-	-	25.00	0.00%	25.00
BANK OF BEIRUT PREFERRED SHARES "K"	4.00	100.00		4.00	25.00	-	USD	-	-	-	-	-	25.00	0.00%	25.00
BYBLOS BANK	565.52	452.41	565.52			452.41	USD	-	-	-	-	-	0.80	0.00%	0.80
BYBLOS BANK PREFERRED SHARES 2008	2.00	54.00		2.00	100.00	-	USD	-	-	-	-	-	27.00	0.00%	27.00
BYBLOS BANK PREFERRED SHARES 2009	2.00	59.98		2.00	96.00	-	USD	-	-	-	-	-	29.99	0.00%	29.99
BEMO Bank	77.50	96.88	77.50			96.88	USD	-	-	-	-	-	1.25	0.00%	1.25
BEMO PREFERRED 2013	0.35	17.50		0.35	100.00	-	USD	-	-	-	-	-	50.00	0.00%	50.00
BLOM BANK GDR	73.90	184.00	73.90			184.00	USD	-	-	-	-	-	2.49	-0.40%	2.49
BLOM BANK	215.00	688.00	215.00			688.00	USD	-	-	-	-	-	3.20	0.00%	3.20
-															
HOLCIM Liban	19.52	1,288.06	19.52			1,288.06	USD	5	330	66.00	66.00	66.00	66.00	0.00%	66.00
STE DES CIMENTS BLANCS N	9.00	207.00	9.00			207.00	USD	-	-	-	-	-	23.00	0.00%	23.00
<b>OVER THE COUNTER MARKET</b>															
BYBLOS BANK GDR	1.31	26.18	1.31			26.18	USD	-	-	-	-	-	20.00	0.00%	20.00
<b>TOTAL EXECUTED</b>	<b>1,960.27</b>	<b>18,117.99</b>	<b>2,108.60</b>	<b>28.76</b>		<b>17,851.32</b>		<b>14,218.00</b>	<b>855,451.06</b>						
Official USD Closing	15,000														

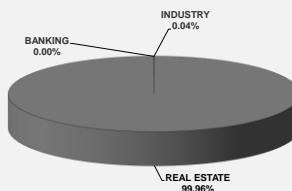
LEBANESE GLOBAL DEPOSITARY RECEIPTS	SHARES MM	BID \$	ASK \$	MID PRICE \$

STOCK INDEX	VALUE	PREVIOUS VALUE	% OF CHANGE
	10/19/23		
MARKET VALUE WEIGHTED INDEX	3,312.12	3,236.95	2.32%
NUMBER OF TRANSACTIONS	28		

BEIRUT STOCK EXCHANGE DAILY TRADING VOLUME



BEIRUT STOCK EXCHANGE DAILY TRADING VALUE \$



**Disclaimer:** The Capital Markets Authority (CMA) publishes reports for general information purposes only. However, under no circumstances the CMA will accept any responsibility or liability in connection with the use of the information provided in these reports or on this website. (Source: Thomson Reuters Eikon)

Contact us by email: [research@cma.gov.lb](mailto:research@cma.gov.lb)

MATURITY	CURRENCY	ISSUED AMMOUNT (MM)	OUTSTANDING AMOUNT (MM)	COUPON	ISSUE P.	BID\$	ASK\$	MID_P	YIELD	Days to MTY	Previous Closing	% Change
Lebanon / 9-03-2020	USD	1,200.00	1,200.00	6.375	100.000	6.250	7.250	6.750	94.444	(1,319)	7.125	-5.26%
Lebanon / 12-04-2020	USD	700.00	700.00	5.800	100.000	6.250	7.250	6.750	85.926	(1,283)	7.125	-5.26%
Lebanon / 19-06-2020	USD	600.00	600.00	6.150	100.000	6.375	7.375	6.875	89.455	(1,217)	7.125	-3.51%
Lebanon / 12-04-2021	USD	2,092.47	2,092.47	8.250	100.000	6.250	7.250	6.750	122.222	(920)	7.125	-5.26%
Lebanon / 27-05-2022	USD	500.00	500.00	6.250	100.000	6.250	7.250	6.750	92.593	(510)	7.250	-6.90%
Lebanon / 04-10-2022	USD	1,540.00	1,540.00	6.100	100.000	6.375	7.375	6.875	88.727	(380)	7.250	-5.17%
Lebanon / 27-01-2023	USD	1,100.00	1,100.00	6.000	100.000	6.250	7.250	6.750	88.889	(265)	7.125	-5.26%
Lebanon / 26-05-2023	USD	500.00	500.00	6.400	100.000	6.250	7.250	6.750	94.815	(146)	7.125	-5.26%
Lebanon / 22-04-2024	USD	700.00	700.00	6.650	100.000	6.375	7.375	6.875	2739.530	186	7.125	-3.51%
Lebanon / 04-11-2024	USD	500.00	538.47	6.250	100.000	6.375	7.375	6.875	588.930	382	7.250	-5.17%
Lebanon / 03-12-2024	USD	250.00	250.00	7.000	100.000	6.375	7.375	6.875	515.628	411	7.125	-3.51%
Lebanon / 26-02-2025	USD	800.00	800.00	6.200	100.000	6.375	7.375	6.875	366.837	496	7.250	-5.17%
Lebanon / 12-06-2025	USD	800.00	800.00	6.250	100.000	6.250	7.250	6.750	294.596	602	7.250	-6.90%
Lebanon / 27-11-2026	USD	1,600.00	1,600.00	6.600	100.000	6.375	7.375	6.875	151.097	1,135	7.000	-1.79%
Lebanon / 23-03-2027	USD	1,250.00	1,250.00	6.850	100.000	6.375	7.375	6.875	127.115	1,251	7.250	-5.17%
Lebanon / 29-11-2027	USD	1,000.00	1,000.00	6.750	100.000	6.375	7.375	6.875	122.833	1,502	7.000	-1.79%
Lebanon / 20-03-2028	USD	500.00	893.20	6.650	100.000	6.375	7.375	6.875	120.868	1,614	7.125	-3.51%
Lebanon / 03-11-2028	USD	700.00	1,700.00	7.000	100.000	6.375	7.375	6.875	111.947	1,842	7.250	-5.17%
Lebanon / 25-05-2029	USD	1,000.00	1,000.00	6.850	100.000	6.375	7.375	6.875	105.012	2,045	7.250	-5.17%
Lebanon / 27-11-2029	USD	1,500.00	1,500.00	11.500	100.000	6.375	7.375	6.875	152.784	2,231	6.875	0.00%
Lebanon / 26-02-2030	USD	1,400.00	1,400.00	6.650	100.000	6.375	7.375	6.875	87.466	2,322	7.250	-5.17%
Lebanon / 22-04-2031	USD	300.00	300.00	7.000	100.000	6.250	7.250	6.750	80.866	2,742	7.250	-6.90%
Lebanon / 20-11-2031	USD	1,000.00	2,500.00	7.150	100.000	6.250	7.250	6.750	101.660	2,954	7.250	-6.90%
Lebanon / 23-03-2032	USD	1,000.00	1,000.00	7.000	100.000	6.375	7.375	6.875	80.542	3,078	7.250	-5.17%
Lebanon / 17-05-2033	USD	1,500.00	1,500.00	8.200	100.000	6.375	7.375	6.875	112.933	3,498	7.250	-5.17%
Lebanon / 17-05-2034	USD	1,500.00	1,500.00	8.250	100.000	6.500	7.500	7.000	111.497	3,863	6.875	1.82%
Lebanon / 27-07-2035	USD	1,500.00	1,500.00	12.000	100.000	6.375	7.375	6.875	133.940	4,299	7.000	-1.79%
Lebanon / 02-11-2035	USD	600.00	600.00	7.050	100.000	6.375	7.375	6.875	100.332	4,397	7.250	-5.17%
Lebanon / 23-03-2037	USD	750.00	750.00	7.250	100.000	6.375	7.375	6.875	79.956	4,904	7.375	-6.78%
<b>TOTAL PUBLIC SECTOR EUROBONDS</b>		<b>28,382.469</b>	<b>31,314.13</b>									

BDL EURO CDS												
MATURITY	SIZE MM	TYPE	COUPON	Issue P.	BID \$	Ask \$	MID_P	YIELD	SPREAD	DURATION	CONVEXITY	
Not Available												

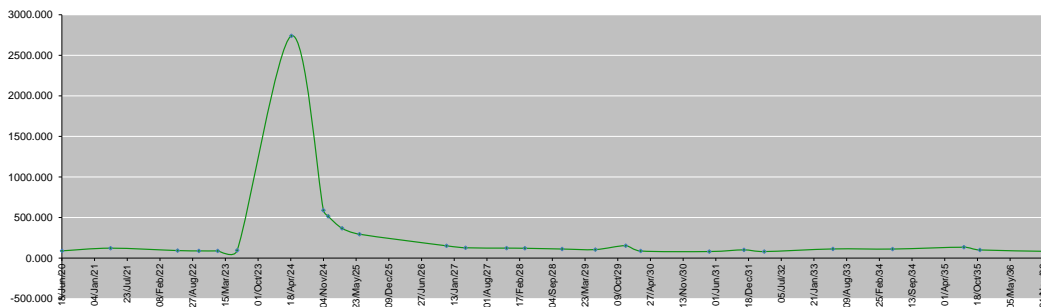
LEBANESE PRIVATE SECTOR DEBT												
MATURITY	SIZE MM	TYPE	COUPON	Issue P.	BID \$	Ask \$	MID_P	YIELD	SPREAD	DURATION	CONVEXITY	

World Yields in Native Terms	O/N	3 Months	6 Months	9 Months	1 Year	2 Years	3 Years	5 Years	7 Years	10 Years	30 Years

Libor	USD	EUR	JPY	GBP

Spot Rates	Bid	Ask

Lebanese Republic USD Eurobonds Yield Curve



Disclaimer: The Capital Markets Authority (CMA) publishes reports for general information purposes only. However, under no circumstances the CMA will accept any responsibility or liability in connection with the use of the information provided in these reports or on this website.  
(Source: Thomson Reuters Eikon)

Contact us by email: [research@cma.gov.lb](mailto:research@cma.gov.lb)