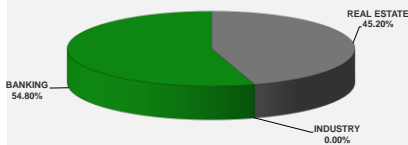


LISTED COMPANIES	LISTED SHARES (MM)	LISTED MARKET CAP. (MM \$)	TOTAL ORDINARY SHARES (MM)	PREFERRED SHARES (MM)	PREFERRED SHARES ISSUE PRICE USD	TOTAL MARKET CAP. (MM \$)	CUR.	TRADED VOLUME	TRADED VALUE (USD)	OPEN PRICE	HIGH PRICE	LOW PRICE	CLOSING PRICE	% CHANGE	PREVIOUS PRICE
SOLIDERE A	100.00	7,545.00	100.00			7,545.00	USD	6,778	506,360	74.00	75.95	74.00	75.45	2.44%	73.65
SOLIDERE B	65.00	4,722.25	65.00			4,722.25	USD	4,285	314,065	76.95	77.00	72.55	72.65	-5.52%	76.90
BLC LISTED SHARES	71.03	66.06	214.00			199.02	USD	-	-	-	-	-	0.93	0.00%	0.93
BLC PREFERRED "D"	0.75	44.63		0.75		-	USD	-	-	-	-	-	59.50	0.00%	59.50
BLC PREFERRED "E"	0.26	15.68		0.26		-	USD	-	-	-	-	-	59.50	0.00%	59.50
BANQUE AUDI	588.54	1,118.23	588.54			1,118.23	USD	8,369	15,901	1.90	1.90	1.90	1.90	-13.63%	2.20
BANQUE AUDI GDR	119.64	162.71	119.64			162.71	USD	-	-	-	-	-	1.36	0.00%	1.36
BANQUE AUDI PREFERRED "H"	0.75	55.50		0.75	100.00	-	USD	-	-	-	-	-	74.00	0.00%	74.00
BANQUE AUDI PREFERRED "I"	2.50	107.25		2.50	100.00	-	USD	-	-	-	-	-	42.90	0.00%	42.90
BANQUE AUDI PREFERRED "J"	2.75	115.50		2.75	100.00	-	USD	-	-	-	-	-	42.00	0.00%	42.00
BANK OF BEIRUT	25.56	383.37	61.00			914.96	USD	-	-	-	-	-	15.00	0.00%	15.00
BANK OF BEIRUT PREFERRED SHARES "H"	5.40	135.00		5.40	25.00	-	USD	-	-	-	-	-	25.00	0.00%	25.00
BANK OF BEIRUT PREFERRED SHARES "I"	5.00	125.00		5.00	25.00	-	USD	-	-	-	-	-	25.00	0.00%	25.00
BANK OF BEIRUT PREFERRED SHARES "J"	3.00	75.00		3.00	25.00	-	USD	-	-	-	-	-	25.00	0.00%	25.00
BANK OF BEIRUT PREFERRED SHARES "K"	4.00	100.00		4.00	25.00	-	USD	-	-	-	-	-	25.00	0.00%	25.00
BYBLOS BANK	565.52	429.79	565.52			429.79	USD	43	33	0.76	0.76	0.76	0.76	-1.29%	0.77
BYBLOS BANK PREFERRED SHARES 2008	2.00	54.00		2.00	100.00	-	USD	-	-	-	-	-	27.00	0.00%	27.00
BYBLOS BANK PREFERRED SHARES 2009	2.00	59.98		2.00	96.00	-	USD	-	-	-	-	-	29.99	0.00%	29.99
BEMO Bank	77.50	96.88	77.50			96.88	USD	-	-	-	-	-	1.25	0.00%	1.25
BEMO PREFERRED 2013	0.35	17.50		0.35	100.00	-	USD	-	-	-	-	-	50.00	0.00%	50.00
BLOM BANK GDR	73.90	158.88	73.90			158.88	USD	5,000	10,750	2.15	2.15	2.15	2.15	-13.65%	2.49
BLOM BANK	215.00	688.00	215.00			688.00	USD	-	-	-	-	-	3.20	0.00%	3.20
HOLCIM Liban	19.52	1,170.96	19.52			1,170.96	USD	-	-	-	-	-	60.00	0.00%	60.00
STE DES CIMENTS BLANCS N	9.00	207.00	9.00			207.00	USD	-	-	-	-	-	23.00	0.00%	23.00
OVER THE COUNTER MARKET															
BYBLOS BANK GDR	1.31	26.18	1.31			26.18	USD	-	-	-	-	-	20.00	0.00%	20.00
TOTAL EXECUTED	1,960.27	17,680.34	2,108.60	28.76		17,413.67		24,475.00	847,109.00						
Official USD Closing	15,000														

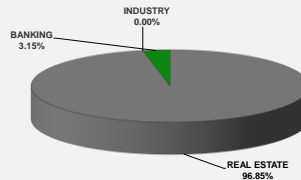
LEBANESE GLOBAL DEPOSITARY RECEIPTS	SHARES MM	BID \$	ASK \$	MID PRICE \$

STOCK INDEX	VALUE	PREVIOUS VALUE	% OF CHANGE
MARKET VALUE WEIGHTED INDEX	3,260.39	3,312.12	-1.56%
NUMBER OF TRANSACTIONS	23		

BEIRUT STOCK EXCHANGE DAILY TRADING VOLUME



BEIRUT STOCK EXCHANGE DAILY TRADING VALUE \$



Disclaimer: The Capital Markets Authority (CMA) publishes reports for general information purposes only. However, under no circumstances the CMA will accept any responsibility or liability in connection with the use of the information provided in these reports or on this website. (Source: Thomson Reuters Eikon)

Contact us by email: research@cma.gov.lb

MATURITY	CURRENCY	ISSUED AMOUNT (MM)	OUTSTANDING AMOUNT (MM)	COUPON	ISSUE P.	BID \$	ASK \$	MID. P	YIELD	Days to MTY	Previous Closing	% Change
Lebanon / 9-03-2020	USD	1,200.00	1,200.00	6.375	100.000	6.250	7.250	6.750	94.444	(1,322)	7.125	-5.26%
Lebanon / 12-04-2020	USD	700.00	700.00	5.800	100.000	6.250	7.250	6.750	85.926	(1,286)	7.125	-5.26%
Lebanon / 19-06-2020	USD	600.00	600.00	6.150	100.000	6.375	7.375	6.875	89.455	(1,220)	7.125	-3.51%
Lebanon / 12-04-2021	USD	2,092.47	2,092.47	8.250	100.000	6.250	7.250	6.750	122.222	(923)	7.125	-5.26%
Lebanon / 27-05-2022	USD	500.00	500.00	6.250	100.000	6.250	7.250	6.750	92.593	(513)	7.250	-6.90%
Lebanon / 04-10-2022	USD	1,540.00	1,540.00	6.100	100.000	6.250	7.250	6.750	90.370	(383)	7.250	-6.90%
Lebanon / 27-01-2023	USD	1,100.00	1,100.00	6.000	100.000	6.250	7.250	6.750	88.889	(268)	7.125	-5.26%
Lebanon / 26-05-2023	USD	500.00	500.00	6.400	100.000	6.250	7.250	6.750	94.815	(149)	7.125	-5.26%
Lebanon / 22-04-2024	USD	700.00	700.00	6.650	100.000	6.375	7.375	6.875	2755.008	183	7.125	-3.51%
Lebanon / 04-11-2024	USD	500.00	538.47	6.250	100.000	6.375	7.375	6.875	592.032	379	7.250	-5.17%
Lebanon / 03-12-2024	USD	250.00	250.00	7.000	100.000	6.375	7.375	6.875	518.042	408	7.125	-3.51%
Lebanon / 26-02-2025	USD	800.00	800.00	6.200	100.000	6.375	7.375	6.875	368.104	493	7.250	-5.17%
Lebanon / 12-06-2025	USD	800.00	800.00	6.250	100.000	6.250	7.250	6.750	295.453	599	7.250	-6.90%
Lebanon / 27-11-2026	USD	1,600.00	1,600.00	6.600	100.000	6.375	7.375	6.875	151.369	1,132	7.000	-1.79%
Lebanon / 23-03-2027	USD	1,250.00	1,250.00	6.850	100.000	6.250	7.250	6.750	128.510	1,248	7.250	-6.90%
Lebanon / 29-11-2027	USD	1,000.00	1,000.00	6.750	100.000	6.250	7.250	6.750	124.446	1,499	7.000	-3.57%
Lebanon / 20-03-2028	USD	500.00	893.20	6.650	100.000	6.375	7.375	6.875	121.076	1,611	7.125	-3.51%
Lebanon / 03-11-2028	USD	700.00	1,700.00	7.000	100.000	6.375	7.375	6.875	112.143	1,839	7.250	-5.17%
Lebanon / 25-05-2029	USD	1,000.00	1,000.00	6.850	100.000	6.375	7.375	6.875	105.189	2,042	7.250	-5.17%
Lebanon / 27-11-2029	USD	1,500.00	1,500.00	11.500	100.000	6.375	7.375	6.875	153.210	2,228	6.875	0.00%
Lebanon / 26-02-2030	USD	1,400.00	1,400.00	6.650	100.000	6.375	7.375	6.875	87.579	2,319	7.250	-5.17%
Lebanon / 22-04-2031	USD	300.00	300.00	7.000	100.000	6.250	7.250	6.750	80.966	2,739	7.250	-6.90%
Lebanon / 20-11-2031	USD	1,000.00	2,500.00	7.150	100.000	6.250	7.250	6.750	101.866	2,951	7.250	-6.90%
Lebanon / 23-03-2032	USD	1,000.00	1,000.00	7.000	100.000	6.375	7.375	6.875	80.650	3,075	7.250	-5.17%
Lebanon / 17-05-2033	USD	1,500.00	1,500.00	8.200	100.000	6.375	7.375	6.875	113.198	3,495	7.250	-5.17%
Lebanon / 17-05-2034	USD	1,500.00	1,500.00	8.250	100.000	6.500	7.500	7.000	111.758	3,860	6.875	1.82%
Lebanon / 27-07-2035	USD	1,500.00	1,500.00	12.000	100.000	6.375	7.375	6.875	134.257	4,296	7.000	-1.79%
Lebanon / 02-11-2035	USD	600.00	600.00	7.050	100.000	6.375	7.375	6.875	100.554	4,394	7.250	-5.17%
Lebanon / 23-03-2037	USD	750.00	750.00	7.250	100.000	6.375	7.375	6.875	80.076	4,901	7.375	-6.78%
TOTAL PUBLIC SECTOR EUROBONDS		28,382.469	31,314.13									

BDL EURO CDS												
MATURITY	SIZE MM	TYPE	COUPON	Issue P.	BID \$	Ask \$	MID. P	YIELD	SPREAD	DURATION	CONVEXITY	
Not Available												

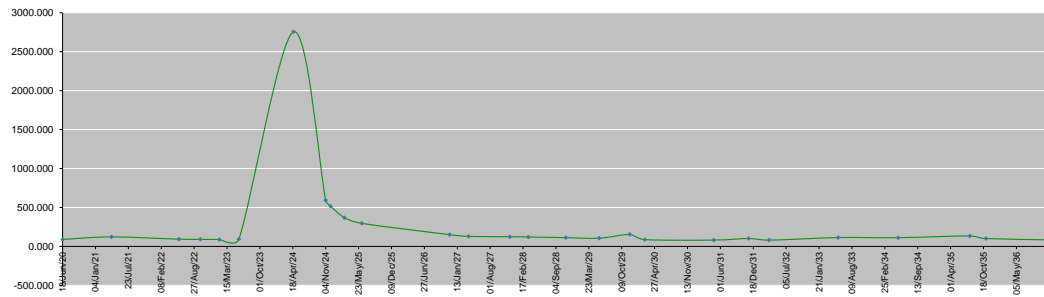
LEBANESE PRIVATE SECTOR DEBT												
MATURITY	SIZE MM	TYPE	COUPON	Issue P.	BID \$	Ask \$	MID. P	YIELD	SPREAD	DURATION	CONVEXITY	

World Yields in Native Terms	O/N	3 Months	6 Months	9 Months	1 Year	2 Years	3 Years	5 Years	7 Years	10 Years	30 Years

Libor	USD	EUR	JPY	GBP

Spot Rates	Bid	Ask

Lebanese Republic USD Eurobonds Yield Curve



Disclaimer: The Capital Markets Authority (CMA) publishes reports for general information purposes only. However, under no circumstances the CMA will accept any responsibility or liability in connection with the use of the information provided in these reports or on this website.
(Source: Thomson Reuters Eikon)

Contact us by email: research@cma.lov.lb