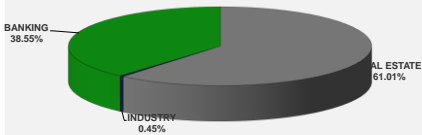


LISTED COMPANIES	LISTED SHARES	LISTED MARKET CAP.	TOTAL ORDINARY SHARES	PREFERRED SHARES	PREFERRED SHARES ISSUE PRICE	TOTAL MARKET CAP.	CUR.	TRADED VOLUME	TRADED VALUE (USD)	OPEN PRICE	HIGH PRICE	LOW PRICE	CLOSING PRICE	% CHANGE	PREVIOUS PRICE
	(MM)	(MM \$)	(MM)	(MM)	USD	(MM \$)									
SOLIDERE A	100.00	6,800.00	100.00			6,800.00	USD	25,239	1,739,723	68.40	70.50	67.80	68.00	-4.15%	70.95
SOLIDERE B	65.00	4,501.25	65.00			4,501.25	USD	28,982	2,000,389	69.00	70.00	69.00	69.25	0.28%	69.05
-															
BLC LISTED SHARES	71.03	66.06	214.00			199.02	USD	-	-	-	-	-	0.93	0.00%	0.93
BLC PREFERRED "D"	0.75	44.63		0.75		-	USD	-	-	-	-	-	59.50	0.00%	59.50
BLC PREFERRED "E"	0.26	15.68		0.26		-	USD	-	-	-	-	-	59.50	0.00%	59.50
BANQUE AUDI	588.54	1,118.23	588.54			1,118.23	USD	-	-	-	-	-	1.90	0.00%	1.90
BANQUE AUDI GDR	119.64	139.98	119.64			139.98	USD	1,300	1,521	1.17	1.17	1.17	1.17	-13.97%	1.36
BANQUE AUDI PREFERRED "H"	0.75	55.50		0.75	100.00	-	USD	-	-	-	-	-	74.00	0.00%	74.00
BANQUE AUDI PREFERRED "I"	2.50	107.25		2.50	100.00	-	USD	-	-	-	-	-	42.90	0.00%	42.90
BANQUE AUDI PREFERRED "J"	2.75	115.50		2.75	100.00	-	USD	-	-	-	-	-	42.00	0.00%	42.00
BANK OF BEIRUT	25.56	383.37	61.00			914.96	USD	-	-	-	-	-	15.00	0.00%	15.00
BANK OF BEIRUT PREFERRED SHARES "H"	5.40	135.00		5.40	25.00	-	USD	-	-	-	-	-	25.00	0.00%	25.00
BANK OF BEIRUT PREFERRED SHARES "I"	5.00	125.00		5.00	25.00	-	USD	-	-	-	-	-	25.00	0.00%	25.00
BANK OF BEIRUT PREFERRED SHARES "J"	3.00	75.00		3.00	25.00	-	USD	-	-	-	-	-	25.00	0.00%	25.00
BANK OF BEIRUT PREFERRED SHARES "K"	4.00	100.00		4.00	25.00	-	USD	-	-	-	-	-	25.00	0.00%	25.00
BYBLOS BANK	565.52	401.52	565.52			401.52	USD	16,834	11,889	0.73	0.73	0.69	0.71	-2.73%	0.73
BYBLOS BANK PREFERRED SHARES 2008	2.00	54.00		2.00	100.00	-	USD	-	-	-	-	-	27.00	0.00%	27.00
BYBLOS BANK PREFERRED SHARES 2009	2.00	59.98		2.00	96.00	-	USD	-	-	-	-	-	29.99	0.00%	29.99
BEMO Bank	77.50	96.88	77.50			96.88	USD	2,000	2,500	1.25	1.25	1.25	1.25	0.00%	1.25
BEMO PREFERRED 2013	0.35	17.50		0.35	100.00	-	USD	-	-	-	-	-	50.00	0.00%	50.00
BLOM BANK GDR	73.90	147.79	73.90			147.79	USD	13,125	26,250	2.00	2.00	2.00	2.00	0.00%	2.00
BLOM BANK	215.00	645.00	215.00			645.00	USD	1,000	3,000	3.00	3.00	3.00	3.00	-6.25%	3.20
-															
HOLCIM Liban	19.52	1,112.41	19.52			1,112.41	USD	397	22,628	56.00	57.00	56.00	57.00	-5.00%	60.00
STE DES CIMENTS BLANCS N	9.00	207.00	9.00			207.00	USD	-	-	-	-	-	23.00	0.00%	23.00
OVER THE COUNTER MARKET															
BYBLOS BANK GDR	1.31	26.18	1.31			26.18	USD	-	-	-	-	-	20.00	0.00%	20.00
TOTAL EXECUTED	1,960.27	16,550.70	2,108.60	28.76		16,284.03		88,877.00	#####						
Official USD Closing	15.000														

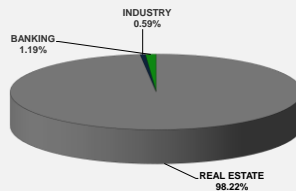
LEBANESE GLOBAL DEPOSITARY RECEIPTS	SHARES MM	BID \$	ASK \$	MID PRICE \$

STOCK INDEX	VALUE	PREVIOUS VALUE	% OF CHANGE
	10/27/23		
MARKET VALUE WEIGHTED INDEX	2,768.99	2,908.54	-4.80%
NUMBER OF TRANSACTIONS	57		

BEIRUT STOCK EXCHANGE DAILY TRADING VOLUME



BEIRUT STOCK EXCHANGE DAILY TRADING VALUE \$



Disclaimer: The Capital Markets Authority (CMA) publishes reports for general information purposes only. However, under no circumstances the CMA will accept any responsibility or liability in connection with the use of the information provided in these reports or on this website. (Source: Thomson Reuters Eikon)

MATURITY	CURRENCY	ISSUED AMMOUNT (MM)	OUTSTANDING AMOUNT (MM)	COUPON	ISSUE P.	BID\$	ASK\$	MID_P	YIELD	Days to MTY	Previous Closing	% Change
Lebanon / 9-03-2020	USD	1,200.00	1,200.00	6.375	100.000	6.250	7.250	6.750	94.444	(1,329)	7.125	-5.26%
Lebanon / 12-04-2020	USD	700.00	700.00	5.800	100.000	6.125	7.125	6.625	87.547	(1,293)	7.125	-7.02%
Lebanon / 19-06-2020	USD	600.00	600.00	6.150	100.000	6.125	7.125	6.625	92.830	(1,227)	7.125	-7.02%
Lebanon / 12-04-2021	USD	2,092.47	2,092.47	8.250	100.000	6.125	7.125	6.625	124.528	(930)	7.125	-7.02%
Lebanon / 27-05-2022	USD	500.00	500.00	6.250	100.000	6.250	7.250	6.750	92.593	(520)	7.250	-6.90%
Lebanon / 04-10-2022	USD	1,540.00	1,540.00	6.100	100.000	6.250	7.250	6.750	90.370	(390)	7.250	-6.90%
Lebanon / 27-01-2023	USD	1,100.00	1,100.00	6.000	100.000	6.125	7.125	6.625	90.566	(275)	7.125	-7.02%
Lebanon / 26-05-2023	USD	500.00	500.00	6.400	100.000	6.000	7.000	6.500	98.462	(156)	7.125	-8.77%
Lebanon / 22-04-2024	USD	700.00	700.00	6.650	100.000	6.125	7.125	6.625	2967.229	176	7.125	-7.02%
Lebanon / 04-11-2024	USD	500.00	538.47	6.250	100.000	6.125	7.125	6.625	627.222	372	7.250	-8.62%
Lebanon / 03-12-2024	USD	250.00	250.00	7.000	100.000	6.125	7.125	6.625	546.241	401	7.125	-7.02%
Lebanon / 26-02-2025	USD	800.00	800.00	6.200	100.000	6.125	7.125	6.625	384.277	486	7.250	-8.62%
Lebanon / 12-06-2025	USD	800.00	800.00	6.250	100.000	6.250	7.250	6.750	300.699	592	7.250	-6.90%
Lebanon / 27-11-2026	USD	1,600.00	1,600.00	6.600	100.000	6.000	7.000	6.500	158.087	1,125	7.000	-7.14%
Lebanon / 23-03-2027	USD	1,250.00	1,250.00	6.850	100.000	6.250	7.250	6.750	129.619	1,241	7.250	-6.90%
Lebanon / 29-11-2027	USD	1,000.00	1,000.00	6.750	100.000	6.250	7.250	6.750	125.711	1,492	7.000	-3.57%
Lebanon / 20-03-2028	USD	500.00	893.20	6.650	100.000	6.250	7.250	6.750	123.854	1,604	7.125	-5.26%
Lebanon / 03-11-2028	USD	700.00	1,700.00	7.000	100.000	6.125	7.125	6.625	116.400	1,832	7.250	-8.62%
Lebanon / 25-05-2029	USD	1,000.00	1,000.00	6.850	100.000	6.125	7.125	6.625	109.185	2,035	7.250	-8.62%
Lebanon / 27-11-2029	USD	1,500.00	1,500.00	11.500	100.000	6.250	7.250	6.750	158.425	2,221	6.875	-1.82%
Lebanon / 26-02-2030	USD	1,400.00	1,400.00	6.650	100.000	6.125	7.125	6.625	90.426	2,312	7.250	-8.62%
Lebanon / 22-04-2031	USD	300.00	300.00	7.000	100.000	6.125	7.125	6.625	82.586	2,732	7.250	-8.62%
Lebanon / 20-11-2031	USD	1,000.00	2,500.00	7.150	100.000	6.125	7.125	6.625	104.886	2,944	7.250	-8.62%
Lebanon / 23-03-2032	USD	1,000.00	1,000.00	7.000	100.000	6.125	7.125	6.625	83.528	3,068	7.250	-8.62%
Lebanon / 17-05-2033	USD	1,500.00	1,500.00	8.200	100.000	6.125	7.125	6.625	118.969	3,488	7.250	-8.62%
Lebanon / 17-05-2034	USD	1,500.00	1,500.00	8.250	100.000	6.125	7.125	6.625	119.534	3,853	6.875	-3.64%
Lebanon / 27-07-2035	USD	1,500.00	1,500.00	12.000	100.000	6.125	7.125	6.625	140.482	4,289	7.000	-5.36%
Lebanon / 02-11-2035	USD	600.00	600.00	7.050	100.000	6.125	7.125	6.625	105.721	4,387	7.250	-8.62%
Lebanon / 23-03-2037	USD	750.00	750.00	7.250	100.000	6.125	7.125	6.625	83.261	4,894	7.375	-10.17%
TOTAL PUBLIC SECTOR EUROBONDS		28,382.469	31,314.13									

BDL EURO CDS												
MATURITY	SIZE MM	TYPE	COUPON	Issue P.	BID \$	Ask \$	MID_P	YIELD	SPREAD	DURATION	CONVEXITY	
Not Available												

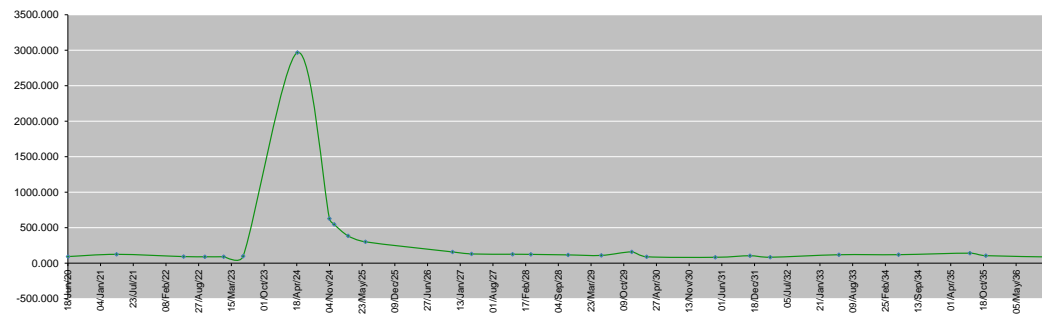
LEBANESE PRIVATE SECTOR DEBT												
MATURITY	SIZE MM	TYPE	COUPON	Issue P.	BID \$	Ask \$	MID_P	YIELD	SPREAD	DURATION	CONVEXITY	

World Yields in Native Terms	O/N	3 Months	6 Months	9 Months	1 Year	2 Years	3 Years	5 Years	7 Years	10 Years	30 Years

Libor	USD	EUR	JPY	GBP

Spot Rates	Bid	Ask

Lebanese Republic USD Eurobonds Yield Curve



Disclaimer: The Capital Markets Authority (CMA) publishes reports for general information purposes only. However, under no circumstances the CMA will accept any responsibility or liability in connection with the use of the information provided in these reports or on this website.
(Source: Thomson Reuters Eikon)

Contact us by email: research@cma.qv.lb