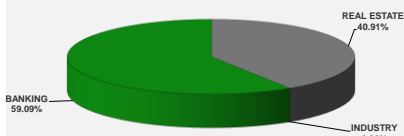


LISTED COMPANIES	LISTED SHARES	LISTED MARKET CAP.	TOTAL ORDINARY SHARES	PREFERRED SHARES	PREFERRED SHARES ISSUE PRICE	TOTAL MARKET CAP.	CUR.	TRADED VOLUME	TRADED VALUE (USD)	OPEN PRICE	HIGH PRICE	LOW PRICE	CLOSING PRICE	% CHANGE	PREVIOUS PRICE
	(MM)	(MM \$)	(MM)	(MM)	USD	(MM \$)									
SOLIDERE A	100.00	7,740.00	100.00			7,740.00	USD	10,909	844,117	77.05	78.00	77.00	77.40	0.51%	77.00
SOLIDERE B	65.00	5,018.00	65.00			5,018.00	USD	2,843	220	77.05	77.95	77.00	77.20	0.06%	77.15
BLC LISTED SHARES	71.03	66.06	214.00			199.02	USD	-	-	-	-	-	0.93	0.00%	0.93
BLC PREFERRED "D"	0.75	44.63		0.75		-	USD	-	-	-	-	-	59.50	0.00%	59.50
BLC PREFERRED "E"	0.26	15.68		0.26		-	USD	-	-	-	-	-	59.50	0.00%	59.50
BANQUE AUDI	588.54	1,294.79	588.54			1,294.79	USD	-	-	-	-	-	2.20	0.00%	2.20
BANQUE AUDI GDR	119.64	138.78	119.64			138.78	USD	-	-	-	-	-	1.16	0.00%	1.16
BANQUE AUDI PREFERRED "H"	0.75	55.50		0.75	100.00	-	USD	-	-	-	-	-	74.00	0.00%	74.00
BANQUE AUDI PREFERRED "I"	2.50	107.25		2.50	100.00	-	USD	-	-	-	-	-	42.90	0.00%	42.90
BANQUE AUDI PREFERRED "J"	2.75	115.50		2.75	100.00	-	USD	-	-	-	-	-	42.00	0.00%	42.00
BANK OF BEIRUT	25.56	383.37	61.00			914.96	USD	-	-	-	-	-	15.00	0.00%	15.00
BANK OF BEIRUT PREFERRED SHARES "H"	5.40	135.00		5.40	25.00	-	USD	-	-	-	-	-	25.00	0.00%	25.00
BANK OF BEIRUT PREFERRED SHARES "I"	5.00	125.00		5.00	25.00	-	USD	-	-	-	-	-	25.00	0.00%	25.00
BANK OF BEIRUT PREFERRED SHARES "J"	3.00	75.00		3.00	25.00	-	USD	-	-	-	-	-	25.00	0.00%	25.00
BANK OF BEIRUT PREFERRED SHARES "K"	4.00	100.00		4.00	25.00	-	USD	-	-	-	-	-	25.00	0.00%	25.00
BYBLOS BANK	565.52	452.41	565.52			452.41	USD	-	-	-	-	-	0.80	0.00%	0.80
BYBLOS BANK PREFERRED SHARES 2008	2.00	54.00		2.00	100.00	-	USD	10,000	270,000	27.00	27.00	27.00	27.00	0.00%	27.00
BYBLOS BANK PREFERRED SHARES 2009	2.00	59.98		2.00	96.00	-	USD	9,864	295,821	29.99	29.99	29.99	29.99	0.00%	29.99
BEMO Bank	77.50	96.88	77.50			96.88	USD	-	-	-	-	-	1.25	0.00%	1.25
BEMO PREFERRED 2013	0.35	17.50		0.35	100.00	-	USD	-	-	-	-	-	50.00	0.00%	50.00
BLOM BANK GDR	73.90	184.74	73.90			184.74	USD	-	-	-	-	-	2.50	0.00%	2.50
BLOM BANK	215.00	688.00	215.00			688.00	USD	-	-	-	-	-	3.20	0.00%	3.20
HOLCIM Liban	19.52	1,288.06	19.52			1,288.06	USD	-	-	-	-	-	66.00	0.00%	66.00
STE DES CIMENTS BLANCS N	9.00	217.80	9.00			217.80	USD	-	-	-	-	-	24.20	0.00%	24.20
<b>OVER THE COUNTER MARKET</b>															
BYBLOS BANK GDR	1.31	26.18	1.31			26.18	USD	-	-	-	-	-	20.00	0.00%	20.00
<b>TOTAL EXECUTED</b>	<b>1,960.27</b>	<b>18,500.10</b>	<b>2,108.60</b>	<b>28.76</b>		<b>18,233.43</b>		<b>33,616.00</b>	<b>#####</b>						
Official USD Closing	15,000														

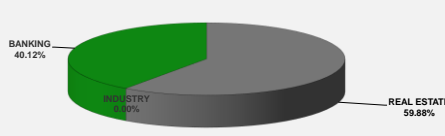
LEBANESE GLOBAL DEPOSITARY RECEIPTS	SHARES MM	BID \$	ASK \$	MID PRICE \$

STOCK INDEX	VALUE	PREVIOUS VALUE	% OF CHANGE
	10/5/23		
MARKET VALUE WEIGHTED INDEX	3,524.62	3,500.90	0.68%
NUMBER OF TRANSACTIONS	28		

BEIRUT STOCK EXCHANGE DAILY TRADING VOLUME



BEIRUT STOCK EXCHANGE DAILY TRADING VALUE \$



**Disclaimer:** The Capital Markets Authority (CMA) publishes reports for general informational purposes only. However, under no circumstances the CMA will accept any responsibility or liability in connection with the use of the information provided in these reports or on this website.  
(Source: Thomson Reuters Eikon)

MATURITY	CURRENCY	ISSUED AMOUNT (MM)	OUTSTANDING AMOUNT (MM)	COUPON	ISSUE P.	BID\$	ASK\$	MID. P	YIELD	Days to MTY	Previous Closing	% Change
Lebanon / 9-03-2020	USD	1,200.00	1,200.00	6.375	100.000	7.500	8.500	8.000	79.688	(1,305)	7.125	12.28%
Lebanon / 12-04-2020	USD	700.00	700.00	5.800	100.000	7.500	8.500	8.000	72.500	(1,269)	7.125	12.28%
Lebanon / 19-06-2020	USD	600.00	600.00	6.150	100.000	7.625	8.625	8.125	75.692	(1,203)	7.125	14.04%
Lebanon / 12-04-2021	USD	2,092.47	2,092.47	8.250	100.000	7.500	8.500	8.000	103.125	(906)	7.125	12.28%
Lebanon / 27-05-2022	USD	500.00	500.00	6.250	100.000	7.625	8.625	8.125	76.923	(496)	7.250	12.07%
Lebanon / 04-10-2022	USD	1,540.00	1,540.00	6.100	100.000	7.500	8.500	8.000	76.250	(366)	7.250	10.34%
Lebanon / 27-01-2023	USD	1,100.00	1,100.00	6.000	100.000	7.625	8.625	8.125	73.846	(251)	7.125	14.04%
Lebanon / 26-05-2023	USD	500.00	500.00	6.400	100.000	7.500	8.500	8.000	80.000	(132)	7.125	12.28%
Lebanon / 22-04-2024	USD	700.00	700.00	6.650	100.000	7.750	8.750	8.250	1965.510	200	7.125	15.79%
Lebanon / 04-11-2024	USD	500.00	538.47	6.250	100.000	7.750	8.750	8.250	486.675	396	7.250	13.79%
Lebanon / 03-12-2024	USD	250.00	250.00	7.000	100.000	7.625	8.625	8.125	433.794	425	7.125	14.04%
Lebanon / 26-02-2025	USD	800.00	800.00	6.200	100.000	7.750	8.750	8.250	314.803	510	7.250	13.79%
Lebanon / 12-06-2025	USD	800.00	800.00	6.250	100.000	7.625	8.625	8.125	255.011	616	7.250	12.07%
Lebanon / 27-11-2026	USD	1,600.00	1,600.00	6.600	100.000	7.750	8.750	8.250	133.092	1,149	7.000	17.86%
Lebanon / 23-03-2027	USD	1,250.00	1,250.00	6.850	100.000	7.750	8.750	8.250	113.531	1,265	7.250	13.79%
Lebanon / 29-11-2027	USD	1,000.00	1,000.00	6.750	100.000	7.750	8.750	8.250	107.694	1,516	7.000	17.86%
Lebanon / 20-03-2028	USD	500.00	893.20	6.650	100.000	7.625	8.625	8.125	106.310	1,628	7.125	14.04%
Lebanon / 03-11-2028	USD	700.00	1,700.00	7.000	100.000	7.750	8.750	8.250	96.762	1,856	7.250	13.79%
Lebanon / 25-05-2029	USD	1,000.00	1,000.00	6.850	100.000	7.625	8.625	8.125	91.596	2,059	7.250	12.07%
Lebanon / 27-11-2029	USD	1,500.00	1,500.00	11.500	100.000	7.625	8.625	8.125	128.057	2,245	6.875	18.18%
Lebanon / 26-02-2030	USD	1,400.00	1,400.00	6.650	100.000	7.750	8.750	8.250	76.714	2,336	7.250	13.79%
Lebanon / 22-04-2031	USD	300.00	300.00	7.000	100.000	7.750	8.750	8.250	87.174	2,756	7.250	13.79%
Lebanon / 20-11-2031	USD	1,000.00	2,500.00	7.150	100.000	7.750	8.750	8.250	83.572	2,968	7.250	13.79%
Lebanon / 23-03-2032	USD	1,000.00	1,000.00	7.000	100.000	7.750	8.750	8.250	69.691	3,092	7.250	13.79%
Lebanon / 17-05-2033	USD	1,500.00	1,500.00	8.200	100.000	7.625	8.625	8.125	94.078	3,512	7.250	12.07%
Lebanon / 17-05-2034	USD	1,500.00	1,500.00	8.250	100.000	7.625	8.625	8.125	94.285	3,877	6.875	18.18%
Lebanon / 27-07-2035	USD	1,500.00	1,500.00	12.000	100.000	7.625	8.625	8.125	113.398	4,313	7.000	16.07%
Lebanon / 02-11-2035	USD	600.00	600.00	7.050	100.000	7.750	8.750	8.250	82.012	4,411	7.250	13.79%
Lebanon / 23-03-2037	USD	750.00	750.00	7.250	100.000	7.625	8.625	8.125	68.681	4,918	7.375	10.17%
<b>TOTAL PUBLIC SECTOR EUROBONDS</b>		<b>28,382.469</b>	<b>31,314.13</b>									

BDL EURO CDS												
MATURITY	SIZE MM	TYPE	COUPON	Issue P.	BID \$	Ask \$	MID. P	YIELD	SPREAD	DURATION	CONVEXITY	
Not Available												

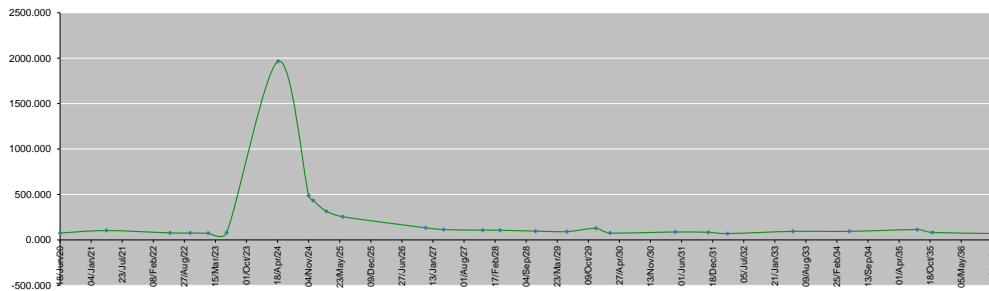
LEBANESE PRIVATE SECTOR DEBT												
MATURITY	SIZE MM	TYPE	COUPON	Issue P.	BID \$	Ask \$	MID. P	YIELD	SPREAD	DURATION	CONVEXITY	

World Yields in Native Terms	O/N	3 Months	6 Months	9 Months	1 Year	2 Years	3 Years	5 Years	7 Years	10 Years	30 Years

Libor	USD	EUR	JPY	GBP

Spot Rates	Bid	Ask

Lebanese Republic USD Eurobonds Yield Curve



Disclaimer: The Capital Markets Authority (CMA) publishes reports for general information purposes only. However, under no circumstances the CMA will accept any responsibility or liability in connection with the use of the information provided in these reports or on this website. (Source: Thomson Reuters Eikon)

Contact us by email: [research@cma.oov.lb](mailto:research@cma.oov.lb)