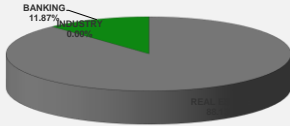


LISTED COMPANIES	LISTED SHARES (MM)	LISTED MARKET CAP. (MM \$)	TOTAL ORDINARY SHARES (MM)	PREFERRED SHARES (MM)	PREFERRED SHARES ISSUE PRICE USD	TOTAL MARKET CAP. (MM \$)	CUR.	TRADED VOLUME	TRADED VALUE (USD)	OPEN PRICE	HIGH PRICE	LOW PRICE	CLOSING PRICE	% CHANGE	PREVIOUS PRICE
SOLIDERE A	100.00	7,940.00	100.00			7,940.00	USD	10,421	809,245	77.10	79.95	77.00	79.40	3.11%	75.10
SOLIDERE B	65.00	5,083.00	65.00			5,083.00	USD	26,702	2,079,844	77.95	78.40	77.00	78.20	1.49%	77.15
BLC LISTED SHARES	71.03	66.06	214.00			199.02	USD	-	-	-	-	-	0.93	0.00%	0.93
BLC PREFERRED "D"	0.75	44.63		0.75		-	USD	-	-	-	-	-	59.50	0.00%	59.50
BLC PREFERRED "E"	0.26	15.68		0.26		-	USD	-	-	-	-	-	59.50	0.00%	59.50
BANQUE AUDI	588.54	1,294.79	588.54			1,294.79	USD	-	-	-	-	-	2.20	0.00%	2.34
BANQUE AUDI GDR	119.64	138.78	119.64			138.78	USD	-	-	-	-	-	1.16	0.00%	1.14
BANQUE AUDI PREFERRED "H"	0.75	55.50		0.75	100.00	-	USD	-	-	-	-	-	74.00	0.00%	74.00
BANQUE AUDI PREFERRED "I"	2.50	107.25		2.50	100.00	-	USD	-	-	-	-	-	42.90	0.00%	42.90
BANQUE AUDI PREFERRED "J"	2.75	115.50		2.75	100.00	-	USD	-	-	-	-	-	42.00	0.00%	42.00
BANK OF BEIRUT	25.56	383.37	61.00			914.96	USD	-	-	-	-	-	15.00	0.00%	15.00
BANK OF BEIRUT PREFERRED SHARES "H"	5.40	135.00		5.40	25.00	-	USD	-	-	-	-	-	25.00	0.00%	25.00
BANK OF BEIRUT PREFERRED SHARES "I"	5.00	125.00		5.00	25.00	-	USD	-	-	-	-	-	25.00	0.00%	25.00
BANK OF BEIRUT PREFERRED SHARES "J"	3.00	75.00		3.00	25.00	-	USD	-	-	-	-	-	25.00	0.00%	25.00
BANK OF BEIRUT PREFERRED SHARES "K"	4.00	100.00		4.00	25.00	-	USD	-	-	-	-	-	25.00	0.00%	25.00
BYBLOS BANK	565.52	452.41	565.52			452.41	USD	5,000	4,000	0.80	0.80	0.80	0.80	5.26%	0.70
BYBLOS BANK PREFERRED SHARES 2008	2.00	54.00		2.00	100.00	-	USD	-	-	-	-	-	27.00	0.00%	27.00
BYBLOS BANK PREFERRED SHARES 2009	2.00	59.98		2.00	96.00	-	USD	-	-	-	-	-	29.99	0.00%	29.99
BEMO Bank	77.50	96.88	77.50			96.88	USD	-	-	-	-	-	1.25	0.00%	1.25
BEMO PREFERRED 2013	0.35	17.50		0.35	100.00	-	USD	-	-	-	-	-	50.00	0.00%	50.00
BLOM BANK GDR	73.90	184.74	73.90			184.74	USD	-	-	-	-	-	2.50	0.00%	2.51
BLOM BANK	215.00	688.00	215.00			688.00	USD	-	-	-	-	-	3.20	0.00%	3.00
HOLCIM Liban	19.52	1,288.06	19.52			1,288.06	USD	-	-	-	-	-	66.00	0.00%	62.05
STE DES CEMENTS BLANCS N	9.00	217.80	9.00			217.80	USD	-	-	-	-	-	24.20	0.00%	23.60
OVER THE COUNTER MARKET															
BYBLOS BANK GDR	1.31	26.18	1.31			26.18	USD	-	-	-	-	-	20.00	0.00%	20.00
TOTAL EXECUTED	1,960.27	18,765.10	2,108.60	28.76		18,498.43		42,123.00	2,893,089.00						
Official USD Closing	15,000														

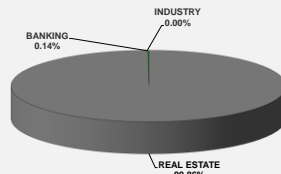
LEBANESE GLOBAL DEPOSITORY RECEIPTS	SHARES MM	BID \$	ASK \$	MID PRICE \$

STOCK INDEX	VALUE 10/9/23	PREVIOUS VALUE	% OF CHANGE
MARKET VALUE WEIGHTED INDEX	3,671.91	3,497.33	4.99%
NUMBER OF TRANSACTIONS	41		

BEIRUT STOCK EXCHANGE DAILY TRADING VOLUME



BEIRUT STOCK EXCHANGE DAILY TRADING VALUE \$



Disclaimer: The Capital Markets Authority (CMA) publishes reports for general information purposes only. However, under no circumstances the CMA will accept any responsibility or liability in connection with the use of the information provided in these reports or on this website. (Source: Thomson Reuters Eikon)

Contact us by email: research@cma.gov.lb

MATURITY	CURRENCY	ISSUED AMOUNT (MM)	OUTSTANDING AMOUNT (MM)	COUPON	ISSUE P.	BID\$	ASK\$	MID_P	YIELD	Days to MTY	Previous Closing	% Change
Lebanon / 03-03-2020	USD	1,200.00	1,200.00	6.375	100.000	7.000	8.000	7.500	85.000	(1,309)	8.000	-6.25%
Lebanon / 12-04-2020	USD	700.00	700.00	5.800	100.000	6.875	7.875	7.375	78.644	(1,273)	8.000	-7.81%
Lebanon / 19-06-2020	USD	600.00	600.00	6.150	100.000	6.875	7.875	7.375	83.390	(1,207)	8.125	-9.23%
Lebanon / 12-04-2021	USD	2,092.47	2,092.47	8.250	100.000	6.875	7.875	7.375	111.864	(910)	8.000	-7.81%
Lebanon / 27-05-2022	USD	500.00	500.00	6.250	100.000	6.875	7.875	7.375	84.746	(500)	8.125	-9.23%
Lebanon / 04-10-2022	USD	1,540.00	1,540.00	6.100	100.000	6.875	7.875	7.375	82.712	(370)	8.000	-7.81%
Lebanon / 27-01-2023	USD	1,100.00	1,100.00	6.000	100.000	6.750	7.750	7.250	82.759	(255)	8.000	-9.38%
Lebanon / 26-05-2023	USD	500.00	500.00	6.400	100.000	6.625	7.625	7.125	89.825	(136)	8.000	-10.94%
Lebanon / 22-04-2024	USD	700.00	700.00	6.650	100.000	6.875	7.875	7.375	2238.565	196	8.125	-9.23%
Lebanon / 04-11-2024	USD	500.00	538.47	6.250	100.000	6.875	7.875	7.375	528.217	392	8.250	-10.61%
Lebanon / 03-10-2024	USD	250.00	250.00	7.000	100.000	6.875	7.875	7.375	466.426	421	8.125	-9.23%
Lebanon / 26-02-2025	USD	800.00	800.00	6.200	100.000	6.875	7.875	7.375	337.928	506	8.125	-9.23%
Lebanon / 12-06-2025	USD	800.00	800.00	6.250	100.000	6.875	7.875	7.375	270.586	612	8.000	-7.81%
Lebanon / 27-11-2026	USD	1,600.00	1,600.00	6.600	100.000	6.875	7.875	7.375	142.139	1,145	8.125	-9.23%
Lebanon / 23-03-2027	USD	1,250.00	1,250.00	6.850	100.000	6.875	7.875	7.375	120.552	1,261	8.125	-9.23%
Lebanon / 29-11-2027	USD	1,000.00	1,000.00	6.750	100.000	6.875	7.875	7.375	115.434	1,512	8.125	-9.23%
Lebanon / 20-03-2028	USD	500.00	893.20	6.650	100.000	6.875	7.875	7.375	113.230	1,624	8.000	-7.81%
Lebanon / 03-11-2028	USD	700.00	1,700.00	7.000	100.000	6.875	7.875	7.375	104.521	1,852	8.125	-9.23%
Lebanon / 25-05-2029	USD	1,000.00	1,000.00	6.850	100.000	6.875	7.875	7.375	98.036	2,055	8.125	-9.23%
Lebanon / 27-11-2029	USD	1,500.00	1,500.00	11.500	100.000	6.750	7.750	7.250	141.343	2,241	8.125	-10.77%
Lebanon / 26-02-2030	USD	1,400.00	1,400.00	6.650	100.000	6.875	7.875	7.375	82.397	2,332	8.125	-9.23%
Lebanon / 22-04-2031	USD	300.00	300.00	7.000	100.000	6.875	7.875	7.375	96.147	2,752	8.250	-10.61%
Lebanon / 20-11-2031	USD	1,000.00	2,500.00	7.150	100.000	6.750	7.750	7.250	93.349	2,964	8.250	-12.12%
Lebanon / 23-03-2032	USD	1,000.00	1,000.00	7.000	100.000	6.875	7.875	7.375	75.446	3,088	8.125	-9.23%
Lebanon / 17-05-2033	USD	1,500.00	1,500.00	8.200	100.000	6.750	7.750	7.250	104.631	3,508	8.000	-9.38%
Lebanon / 17-05-2034	USD	1,500.00	1,500.00	8.250	100.000	6.750	7.750	7.250	105.003	3,873	8.125	-10.77%
Lebanon / 27-07-2035	USD	1,500.00	1,500.00	12.000	100.000	6.750	7.750	7.250	124.764	4,309	8.125	-10.77%
Lebanon / 02-11-2035	USD	600.00	600.00	7.050	100.000	6.875	7.875	7.375	91.425	4,407	8.125	-9.23%
Lebanon / 23-03-2037	USD	750.00	750.00	7.250	100.000	6.875	7.875	7.375	74.295	4,914	8.125	-9.23%
TOTAL PUBLIC SECTOR EUROBONDS		28,382.469	31,314.13									

BDL EURO CDS												
MATURITY	SIZE MM	TYPE	COUPON	Issue P.	BID \$	Ask \$	MID_P	YIELD	SPREAD	DURATION	CONVEXITY	
Not Available												

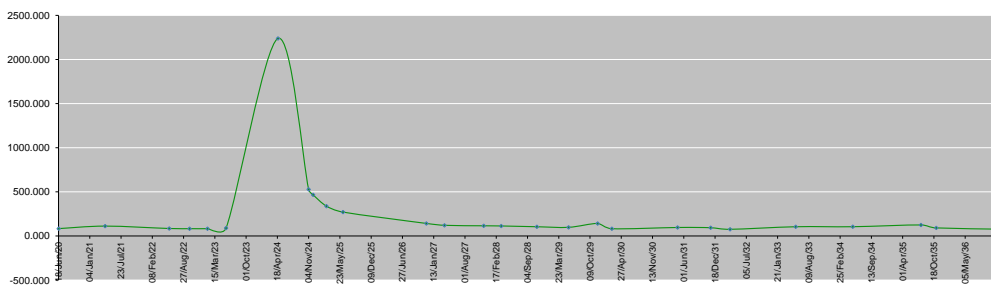
LEBANESE PRIVATE SECTOR DEBT												
MATURITY	SIZE MM	TYPE	COUPON	Issue P.	BID \$	Ask \$	MID_P	YIELD	SPREAD	DURATION	CONVEXITY	

World Yields in Native Terms	O/N	3 Months	6 Months	9 Months	1 Year	2 Years	3 Years	5 Years	7 Years	10 Years	30 Years

Libor	USD	EUR	JPY	GBP

Spot Rates	Bid	Ask

Lebanese Republic USD Eurobonds Yield Curve



Disclaimer: The Capital Markets Authority (CMA) publishes reports for general information purposes only. However, under no circumstances the CMA will accept any responsibility or liability in connection with the use of the information provided in these reports or on this website.

(Source: Thomson Reuters Eikon)

Contact us by email: research@cma.ooib