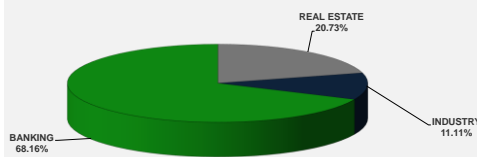


LISTED COMPANIES	LISTED SHARES	LISTED MARKET CAP.	TOTAL ORDINARY SHARES	PREFERRED SHARES	PREFERRED SHARES ISSUE PRICE	TOTAL MARKET CAP.	CUR.	TRADED VOLUME	TRADED VALUE (USD)	OPEN PRICE	HIGH PRICE	LOW PRICE	CLOSING PRICE	% CHANGE	PREVIOUS PRICE
	(MM)	(MM \$)	(MM)	(MM)	USD	(MM \$)									
SOLIDERE A	100.00	7,590.00	100.00			7,590.00	USD	9,569	737,727	75.00	79.90	73.55	75.90	-2.25%	77.65
SOLIDERE B	65.00	4,719.00	65.00			4,719.00	USD	13	944	72.55	72.65	72.55	72.60	-6.62%	77.75
-															
BLC LISTED SHARES	71.03	66.06	214.00			199.02	USD	-	-	-	-	-	0.93	0.00%	0.93
BLC PREFERRED "D"	0.75	44.63		0.75		-	USD	-	-	-	-	-	59.50	0.00%	59.50
BLC PREFERRED "E"	0.26	15.68		0.26		-	USD	-	-	-	-	-	59.50	0.00%	59.50
BANQUE AUDI	588.54	1,177.08	588.54			1,177.08	USD	-	-	-	-	-	2.00	0.00%	2.00
BANQUE AUDI GDR	119.64	138.78	119.64			138.78	USD	-	-	-	-	-	1.16	0.00%	1.16
BANQUE AUDI PREFERRED "H"	0.75	55.50		0.75	100.00	-	USD	-	-	-	-	-	74.00	0.00%	74.00
BANQUE AUDI PREFERRED "I"	2.50	107.25		2.50	100.00	-	USD	-	-	-	-	-	42.90	0.00%	42.90
BANQUE AUDI PREFERRED "J"	2.75	115.50		2.75	100.00	-	USD	-	-	-	-	-	42.00	0.00%	42.00
BANK OF BEIRUT	25.56	383.37	61.00			914.96	USD	-	-	-	-	-	15.00	0.00%	15.00
BANK OF BEIRUT PREFERRED SHARES "H"	5.40	135.00		5.40	25.00	-	USD	-	-	-	-	-	25.00	0.00%	25.00
BANK OF BEIRUT PREFERRED SHARES "I"	5.00	125.00		5.00	25.00	-	USD	-	-	-	-	-	25.00	0.00%	25.00
BANK OF BEIRUT PREFERRED SHARES "J"	3.00	75.00		3.00	25.00	-	USD	-	-	-	-	-	25.00	0.00%	25.00
BANK OF BEIRUT PREFERRED SHARES "K"	4.00	100.00		4.00	25.00	-	USD	-	-	-	-	-	25.00	0.00%	25.00
BYBLOS BANK	565.52	378.90	565.52			378.90	USD	30,000	20,200	0.68	0.68	0.67	0.67	-4.28%	0.70
BYBLOS BANK PREFERRED SHARES 2008	2.00	54.00		2.00	100.00	-	USD	-	-	-	-	-	27.00	0.00%	27.00
BYBLOS BANK PREFERRED SHARES 2009	2.00	59.98		2.00	96.00	-	USD	-	-	-	-	-	29.99	0.00%	29.99
BEMO Bank	77.50	93.00	77.50			93.00	USD	-	-	-	-	-	1.20	0.00%	1.20
BEMO PREFERRED 2013	0.35	17.50		0.35	100.00	-	USD	-	-	-	-	-	50.00	0.00%	50.00
BLOM BANK GDR	73.90	221.69	73.90			221.69	USD	1,500	4,500	3.00	3.00	3.00	3.00	0.00%	3.00
BLOM BANK	215.00	602.00	215.00			602.00	USD	-	-	-	-	-	2.80	0.00%	2.80
-															
HOLCIM Liban	19.52	1,161.20	19.52			1,161.20	USD	5,135	305,533	59.50	59.50	59.50	59.50	-0.16%	59.60
STE DES CIMENTS BLANCS N	9.00	193.50	9.00			193.50	USD	-	-	-	-	-	21.50	0.00%	21.50
OVER THE COUNTER MARKET															
-															
BYBLOS BANK GDR	1.31	26.18	1.31			26.18	USD	-	-	-	-	-	20.00	0.00%	20.00
TOTAL EXECUTED															
	1,960.27	17,655.80	2,108.60	28.76		17,389.12		46,217.00	1,068,904.00						
Official USD Closing		15,000													

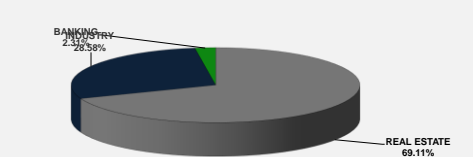
LEBANESE GLOBAL DEPOSITARY RECEIPTS	SHARES MM	BID \$	ASK \$	MID PRICE \$

STOCK INDEX	VALUE	PREVIOUS VALUE	% OF CHANGE
MARKET VALUE WEIGHTED INDEX	3,282.62	3,556.89	-7.71%
NUMBER OF TRANSACTIONS	23		

BEIRUT STOCK EXCHANGE DAILY TRADING VOLUME



BEIRUT STOCK EXCHANGE DAILY TRADING VALUE \$



Disclaimer: The Capital Markets Authority (CMA) publishes reports for general information purposes only. However, under no circumstances the CMA will accept any responsibility or liability in connection with the use of the information provided in these reports or on this website. (Source: Thomson Reuters Eikon)

Contact us by email: research@cma.gov.lb

MATURITY	CURRENCY	ISSUED AMOUNT (MM)	OUTSTANDING AMOUNT (MM)	COUPON	ISSUE P.	BID \$	ASK \$	MID. P	YIELD	Days to MTY	Previous Closing	% Change
Lebanon / 9-03-2020	USD	1,200.00	1,200.00	6.375	100.000	6.125	7.125	6.625	96.226	(1,459)	6.625	0.00%
Lebanon / 12-04-2020	USD	700.00	700.00	5.800	100.000	6.125	7.125	6.625	87.547	(1,423)	6.625	0.00%
Lebanon / 19-06-2020	USD	600.00	600.00	6.150	100.000	6.125	7.125	6.625	92.830	(1,357)	6.625	0.00%
Lebanon / 12-04-2021	USD	2,092.47	2,092.47	8.250	100.000	6.000	7.000	6.500	126.923	(1,060)	6.500	0.00%
Lebanon / 27-05-2022	USD	500.00	500.00	6.250	100.000	6.000	7.000	6.500	96.154	(650)	6.500	0.00%
Lebanon / 04-10-2022	USD	1,540.00	1,540.00	6.100	100.000	6.000	7.000	6.500	93.846	(520)	6.500	0.00%
Lebanon / 27-01-2023	USD	1,100.00	1,100.00	6.000	100.000	5.875	6.875	6.375	94.118	(405)	6.375	0.00%
Lebanon / 26-05-2023	USD	500.00	500.00	6.400	100.000	6.000	7.000	6.500	98.462	(286)	6.500	0.00%
Lebanon / 22-04-2024	USD	700.00	700.00	6.650	100.000	6.125	7.125	6.625	12375.518	46	6.625	0.00%
Lebanon / 04-11-2024	USD	500.00	538.47	6.250	100.000	6.125	7.125	6.625	1467.347	242	6.375	3.92%
Lebanon / 03-12-2024	USD	250.00	250.00	7.000	100.000	6.125	7.125	6.625	1121.803	271	6.625	0.00%
Lebanon / 26-02-2025	USD	800.00	800.00	6.200	100.000	6.125	7.125	6.625	637.493	356	6.625	0.00%
Lebanon / 12-06-2025	USD	800.00	800.00	6.250	100.000	6.125	7.125	6.625	420.022	462	6.625	0.00%
Lebanon / 27-11-2026	USD	1,600.00	1,600.00	6.600	100.000	6.000	7.000	6.500	168.665	995	6.500	0.00%
Lebanon / 23-03-2027	USD	1,250.00	1,250.00	6.850	100.000	6.125	7.125	6.625	162.839	1,111	6.625	0.00%
Lebanon / 29-11-2027	USD	1,000.00	1,000.00	6.750	100.000	6.125	7.125	6.625	128.292	1,362	6.625	0.00%
Lebanon / 20-03-2028	USD	500.00	893.20	6.650	100.000	6.125	7.125	6.625	124.139	1,474	6.625	0.00%
Lebanon / 03-11-2028	USD	700.00	1,700.00	7.000	100.000	6.125	7.125	6.625	113.014	1,702	6.625	0.00%
Lebanon / 25-05-2029	USD	1,000.00	1,000.00	6.850	100.000	6.125	7.125	6.625	104.892	1,905	6.500	1.92%
Lebanon / 27-11-2029	USD	1,500.00	1,500.00	11.500	100.000	6.625	6.625	6.625	142.544	2,091	6.625	0.00%
Lebanon / 26-02-2030	USD	1,400.00	1,400.00	6.650	100.000	6.125	7.125	6.625	87.870	2,182	6.625	0.00%
Lebanon / 22-04-2031	USD	300.00	300.00	7.000	100.000	6.125	7.125	6.625	100.587	2,602	6.625	0.00%
Lebanon / 20-11-2031	USD	1,000.00	2,500.00	7.150	100.000	6.125	7.125	6.625	96.071	2,814	6.625	0.00%
Lebanon / 23-03-2032	USD	1,000.00	1,000.00	7.000	100.000	6.125	7.125	6.625	104.461	2,938	6.625	0.00%
Lebanon / 17-05-2033	USD	1,500.00	1,500.00	8.200	100.000	6.125	7.125	6.625	106.434	3,358	6.625	0.00%
Lebanon / 17-05-2034	USD	1,500.00	1,500.00	8.250	100.000	6.125	7.125	6.625	106.704	3,723	6.625	0.00%
Lebanon / 27-07-2035	USD	1,500.00	1,500.00	12.000	100.000	6.750	6.750	6.750	123.615	4,159	6.750	0.00%
Lebanon / 02-11-2035	USD	600.00	600.00	7.050	100.000	6.125	7.125	6.625	95.058	4,257	6.625	0.00%
Lebanon / 23-03-2037	USD	750.00	750.00	7.250	100.000	6.125	7.125	6.625	106.388	4,764	6.625	0.00%
TOTAL PUBLIC SECTOR EUROBONDS		28,382.469	31,314.13									

BDL EURO CDS												
MATURITY	SIZE MM	TYPE	COUPON	Issue P.	BID \$	Ask \$	MID. P	YIELD	SPREAD	DURATION	CONVEXITY	
Not Available												

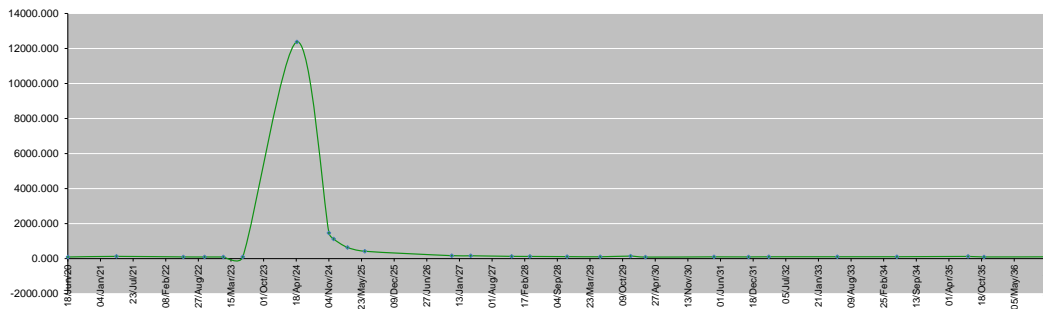
LEBANESE PRIVATE SECTOR DEBT												
MATURITY	SIZE MM	TYPE	COUPON	Issue P.	BID \$	Ask \$	MID. P	YIELD	SPREAD	DURATION	CONVEXITY	
in												

World Yields in Native Terms	O/N	3 Months	6 Months	9 Months	1 Year	2 Years	3 Years	5 Years	7 Years	10 Years	30 Years
in											
in											
in											

Libor	USD	EUR	JPY	GBP
in				
in				
in				
in				

Spot Rates	Bid	Ask
in		
in		
in		
in		

Lebanese Republic USD Eurobonds Yield Curve



Disclaimer: The Capital Markets Authority (CMA) publishes reports for general information purposes only. However, under no circumstances the CMA will accept any responsibility or liability in connection with the use of the information provided in these reports or on this website.
(Source: Thomson Reuters Eikon)

Contact us by email: research@cma.gov.lb